

# 2026 RETAIL PRICE LIST

## TABLE OF CONTENTS

TERMS AND CONDITIONS	PAGE 2
WARRANTY	PAGE 2
TREES & SHRUBS	PAGES 3 - 53
FRUITING TREES & SHRUBS	PAGES 54 - 57
PERENNIALS	PAGES 58 - 62
ORNAMENTAL GRASSES	PAGE 63
HARDGOODS	PAGES 64 - 65
PLANT LISTS & INFO	PAGES 66 - 70
PLANTING & WATERING	PAGE 71
DELIVERY INFORMATION	PAGE 72

### NOTES

- TREES MAY BE AVAILABLE IN LARGER SIZES PLEASE CALL FOR AVAILABILITY
- NOT ALL MATERIALS/VARIETIES LISTED ARE ALWAYS AVAILABLE
- SPECIFIC ITEMS/SIZES MAY VARY BASED ON SEASONAL DEMAND
  - PLEASE CALL FOR CURRENT AVAILABILITY
  - PRICING IS SUBJECT TO CHANGE WITHOUT NOTICE



[WWW.ASPINALLSTREE.COM](http://WWW.ASPINALLSTREE.COM)

## TERMS AND CONDITIONS OF SALE

FULL PAYMENT IS REQUIRED BEFORE NURSERY STOCK IS DUG FROM OUR FIELDS OR RESERVED IN OUR YARD. WE ACCEPT, CASH, CHECK, VISA, MASTERCARD, AND DISCOVER. FOR WHOLESALE CUSTOMERS THAT HAVE ESTABLISHED A SATISFACTORY CREDIT RECORD WITH ASPINALL'S TREE NURSERY & LANDSCAPING, LLC, PAYMENT IS NET 30 DAYS FROM THE DATE OF INVOICE. A FINANCE CHARGE WILL BE ADDED AT THE RATE OF 24% ANNUALLY ON ALL ACCOUNTS LEFT UNPAID 30 DAYS FROM INVOICE DATE. CUSTOMERS WILL BE NOTIFIED WHEN ORDERS ARE READY FOR PICKUP. IF ORDERS ARE NOT PICKED UP 30 DAYS FROM ORDER FULFILLMENT (UNLESS PRIOR ARRANGEMENT HAS BEEN MADE), A WEEKLY FEE OF 5% WILL BE ADDED FOR WATERING AND HANDLING. IF CANCELLATION OF ORDER IS REQUIRED, THERE WILL BE A RESTOCKING FEE OF 15% ASSESSED TO THE ORDER. PRICES ARE BASED ON PRESENT MARKET CONDITIONS. PRICES AND DISCOUNTS ARE SUBJECT TO CHANGE WITHOUT NOTICE. ANY REQUIRED RETURNS OF WHOLESALE MATERIALS PURCHASED WITH A CREDIT CARD WILL BE RETURNED TO A STORE ACCOUNT, NOT BACK TO THE CREDIT CARD USED.

## WARRANTY

ASPINALL'S TREE NURSERY & LANDSCAPING, LLC PROVIDES A WARRANTY ON ALL HARDY TREES AND SHRUBS PURCHASED FROM US, AT FULL RETAIL PRICE, FOR USE WITHIN LANDSCAPE PLANTINGS, FOR A PERIOD OF ONE (1) YEAR WHEN PLANTED BY CUSTOMER OR TWO (2) YEARS WHEN PLANTED BY ASPINALL'S TREE NURSERY & LANDSCAPING, LLC. WARRANTY IS ONLY VALID PROVIDED SOUND PLANTING PRACTICES ARE FOLLOWED AND ADEQUATE CARE IS GIVEN FOR PROPER ESTABLISHMENT OF THOSE TREES AND SHRUBS. PLEASE REFER TO OUR PLANTING AND WATERING INSTRUCTIONS CONTAINED WITHIN THIS CATALOG. THESE PRACTICES MUST BE FOLLOWED IN ORDER FOR WARRANTY TO BE VALID.

DISCOUNTED OR WHOLESALE ITEMS ARE NOT COVERED UNDER WARRANTY. WARRANTY IS VOID IF THE PLANT DIES AS RESULT OF NEGLIGENCE, IMPROPER PLANTING PRACTICES, INSUFFICIENT OR EXCESSIVE WATERING, MECHANICAL, ANIMAL, OR WEATHER-RELATED DAMAGE.

UNFORTUNATELY, WE CANNOT WARRANTY ANNUALS, GROUNDCOVERS, ORNAMENTAL GRASSES, PERENNIALS, TROPICAL/PATIO PLANTS, AQUATIC PLANTS, CONTAINER PLANTINGS OR LIVE CHRISTMAS TREES.

WHILE WE TRY TO ENSURE A HEALTHY PLANT IS PROVIDED AT TIME OF PURCHASE, TREES AND SHRUBS ARE LIVING THINGS AND NUMEROUS FACTORS CAN INFLUENCE THEIR SURVIVABILITY WHICH NEITHER PARTY CAN CONTROL. THESE INCLUDE HIGH WINDS, FLOODING, DROUGHT, LIGHTNING, ANIMALS, AND ABNORMAL WINTERS. EVEN WITH PROPER CARE AND MAINTENANCE THERE IS AN ESTABLISHMENT PERIOD THAT CAN RESULT IN CANOPY LOSS OF UP TO 1/3, WHILE A ROOT SYSTEM CAPABLE OF SUSTAINING THE PLANT, IS ESTABLISHED IN ITS NEW HOME.

CANOPY LOSS OF LESS THAN 1/3, LOSS OF A BRANCH, LACK OF FLOWER AND/OR FRUIT, ARE NOT WARRANTABLE CONDITIONS, NOR NECESSARILY A SIGN OF A DYING PLANT. WE WANT ALL PLANTS TO LIVE LONG, HEALTHY LIVES IN THEIR NEW HOMES. IF THE PLANT CHANGES IN ANY WAY FROM THE TIME OF PURCHASE PLEASE NOTIFY US. OUR CERTIFIED ARBORISTS AND HORTICULTURISTS WILL HELP DETERMINE THE PROPER COURSE OF ACTION WHICH CAN INCLUDE PRUNING, FERTILIZATION, WATERING ADJUSTMENTS, OR OTHER CULTURAL CORRECTIONS, TO AID IN ESTABLISHMENT AND LASTING HEALTH OF YOUR PLANT.

SHOULD REPLACEMENT BE NEEDED, THE ORIGINAL PURCHASE PRICE OF THE PLANT WILL BE CREDITED FOR STORE CREDIT, ONLY ONCE. IF A PLANT DIES IN THE SAME LOCATION TWICE, THE LOCATION IS NOT SUITABLE FOR THAT PARTICULAR PLANT. FOR THIS WARRANTY TO BE HONORED, THE CUSTOMER MUST PROVIDE THE ORIGINAL INVOICE AS PROOF OF FULL RETAIL PURCHASE PRICE AND WARRANTY TIMETABLE. THERE IS NO WARRANTY ON PLANTS OR PROJECTS NOT PAID IN FULL.

## DELIVERY & PLANTING

DELIVERIES AND/OR PLANTING SERVICES ARE AVAILABLE. PLEASE SEE PAGE 80 FOR PRICING AND CALL FOR SCHEDULING.



# TREE AND SHRUB PRICING

## ABIES CONCOLOR (CONCOLOR FIR) - 50HX20W

TOLERANT OF HEAT AND DROUGHT, NICE FORM AND COLORATION WITH SOFTER FEEL THAN SPRUCE MAKING IT A NICE ALTERNATIVE. **ZONE: 3-7**

5'	6'	7'
\$199	\$269	\$339



## ABIES FRASERII (FRASER FIR) - 40HX20W

FRASER FIR IS ONE OF THE MOST POPULAR CHRISTMAS TREES SOLD IN COMMERCE TODAY THIS IS A NARROW, PYRAMIDAL, EVERGREEN CONIFER WITH A SPIRE-LIKE CROWN. FLATTENED, SHINY, DARK GREEN NEEDLES (TO 1" LONG) ARE WHITE-BANDED **ZONE: 4-7**

5'	6'
\$199	\$269



## ACER X FREEMANII (FREEMAN MAPLE)

HYBRID OF RED AND SILVER MAPLE. KNOWN FOR THEIR FAST GROWING ATTRACTIVE FORM AND SHOWY FALL COLORS. TOLERANT TO DROUGHT CONDITIONS AND TO WET SOILS. GROWS BEST IN WELL DRAINED SOILS. LOW MAINTENANCE TREE. **ZONE: 3-7**

### VARIETIES:

#### -'CELZAM' (CELEBRATION): 50HX25W

COMPACT, UPRIGHT OVAL CROWN, THAT IS STERILE (SEEDLESS TREE). HAS UNIFORM HABIT WITH STRONG CROTCH ANGLES. TOLERATES HIGHER PH SOILS THAN 'AUTUMN BLAZE'. RED FALL FOLIAGE TURNS GOLD.



#### -'JEFFSRED' (AUTUMN BLAZE): 50HX40W

DROUGHT TOLERANCE AND A VIGOROUS GROWER CREATES AN ADAPTABLE FAST-GROWING SHADE TREE. THE EXCEPTIONALLY BRIGHT RED FALL COLOR IS A HALLMARK OF THIS POPULAR AND PROVEN PERFORMER. IS STERILE (FRUITLESS TREE).



#### -'BAILSTON' (MATADOR): 45HX30W


SHAPELY OVAL FORM PRODUCES SHOWY CLUSTERS OF RED FLOWERS BLOOM EARLY SPRING. GREEN FOLIAGE TURN OUTSTANDING SHADES OF ORANGE IN THE FALL.



#### -'SIENNA' (SIENNA GLEN): 50HX50W

THIS HARDY HYBRID MAPLE FEATURES A STRONG CENTER LEADER AND DEVELOPS A PYRAMIDAL FORM. THIS IS A TOUGH TREE THAT REQUIRES MINIMAL PRUNING. RUSTY ORANGE TO BURGUNDY FALL COLORS.

1.5"	1.75"	2"	2.5"	3"	3.5"	4"	4.5"	5"
\$199	\$249	\$299	\$349	\$449	\$549	\$649	\$749	\$899



## ACER GINNALA (AMUR MAPLE)

SMALL, UPRIGHT TREE CAN BE GROWN AS A LARGE MULTI-STEMMED SHRUB. YOUNG TREE PRODUCES THREE-LOBED LEAVES, TURNING OVATE AS TREE MATURES. TOLERANT TO DROUGHT AND CLAY SOILS. VERY HARDY LOW MAINTENANCE TREES. **ZONE: 3-8**

### VARIETIES:

#### -GINNALA: 20HX20W

LOW GROWING TREE. DISTINCTIVE ORANGE-RED FALL COLOR. CAN BE USED AS A SCREEN OR HEDGE. DOES WELL IN CONTAINERS.



### SINGLE STEM

### MULTI STEM

1.5"	1.75"	2"	2.5"	3"	8'	10'
\$199	\$249	\$299	\$349	\$449	\$359	\$449

**ACER GINNALA VARIETIES CONTINUED:**

**-'FLAME': 20HX20W**

GROWS WELL IN VARIOUS SUN LIGHT. MAKES FOR A STURDY HEDGE OR SCREEN. FIERY RED FALL COLOR AND PRODUCES GREENISH-WHITE FLOWERS IN SPRING.



**-'RUBY SLIPPERS': 20HX20W**

LIGHT GREEN LEAVES TURN BRIGHT RED IN FALL. BRIGHT RED SAMARAS EARLY SPRING.




**SINGLE STEM**

**MULTI STEM**

1.5"	1.75"	2"	2.5"	3"	8'	10'
\$199	\$249	\$299	\$349	\$449	\$359	\$449

**ACER GRISEUM (PAPERBARK MAPLE) - 25HX20W**

HANDSOME TREE WITH SLENDER UPRIGHT BRANCHES CREATING AN OVAL-ROUNDED CROWN. SOFT GREEN LEAVES CHANGE TO SCARLET IN THE FALL. PAPERY SHEETS OF OLD BARK PEEL EXPOSING CINNAMON-BROWN NEW BARK. **ZONE: 5-9**



1.5"	1.75"	2"	2.5"	3"	3.5"	4"
\$229	\$329	\$429	\$479	\$529	\$629	\$729

**ACER PALMATUM (JAPANESE MAPLE)**

LARGE SHRUB OR SMALL TREE WITH ROUNDED CROWN AND LOW BRANCHING HABIT. KNOWN FOR ITS UNIQUE FOLIAGE. BEST GROWN IN MOIST WELL DRAINED SOIL WITH FULL SUN TO PART SHADE, PREFER SOME AFTERNOON SHADE. DEEP RED LEAVES TURN CRIMSON IN FALL.

**VARIETIES:**

**-'BLOODGOOD': 20HX20W**

DEEP RED TO BLACKISH-RED LEAVES. HOLD THEIR COLOR BETTER THAN OTHER RED-LEAFED PALMATUMS. ONE OF THE MOST POPULAR RED UPRIGHTS. **ZONE: 5-7**



**-'EMPEROR I': 15HX15W**

DEFINED BY ITS EMERGING CRIMSON-RED LEAVES IN THE SPRING THAT TRANSITION TO DEEP, RICH BURGUNDY-RED IN THE SUMMER. BY FALL, THIS TREE DISPLAYS A STUNNING MIX OF INTENSE SCARLET AND CRIMSON LEAVES.. **ZONE: 5-9**



#3	#5	#7	#15	4'	#20/5'	6-7'
\$110	\$150	\$229	\$329	\$329	\$439	\$499

**ACER PALMATUM VAR. DISSECTUM (THREADLEAF JAPANESE MAPLE)**

TYPICALLY A SMALL FORM (OFTEN WITH CASCADING BRANCHING). PALMATE LEAVES ARE DEEPLY CUT TO THE BASE OF THE LEAF.

**VARIETIES:**

**-'CRIMSON QUEEN': 10HX10W**

DELICATE WEEPING FORM. FOLIAGE HOLDS ITS BEAUTIFUL CRIMSON COLOR THROUGHOUT SUMMER BEFORE DROPPING IN FALL. **ZONE: 5-8**



**-'GARNET': 6HX8W**

MOUNDING SHRUB WITH DEEPER RED COLOR THAN 'CRIMSON QUEEN'. FINELY CUT LEAVES HOLD THEIR COLOR WELL THROUGHOUT THE GROWING SEASON. **ZONE: 5-9**



**-'TAMUKEYAMA': 10HX12W**

BEAUTIFUL WEEPING LACE-LEAF MAPLE WITH RICH PURPLISH-RED FOLIAGE WHICH BECOMES SPECTACULAR SHADES OF RED IN FALL. **ZONE: 5-8**



**-'VIRIDIS': 10HX12W**

WEEPING DOME-SHAPED OR ROUND HEADED SHRUB WITH BRIGHT GREEN, DEEPLY LOBED LEAVES. YELLOW/ORANGE TONES DOMINATE THE TREE IN AUTUMN. **ZONE: 5-8**



#3	#5	#7	#15
\$110	\$150	\$229	\$329

**ACER PLATANOIDES 'CRIMSON KING' (CRIMSON KING NORWAY MAPLE) - 40Hx35W**

ROUND-HEADED TREE WITH PURPLE FOLIAGE. MOST POPULAR OF THE RED-LEAFED NORWAY. A SLOWER GROWING NORWAY VARIETY. EXCELLENT SHADE TREE THAT IS TOLERANT TO DROUGHT. NO SPECIFIC INSECT OR DISEASE PROBLEMS. **ZONE: 3-7**

1.5"	1.75"	2"	2.5"
\$199	\$249	\$299	\$349



**ACER PLATANOIDES 'ROYAL RED' (ROYAL RED NORWAY MAPLE) - 50Hx50W**

OVAL FORM WITH DEEP BURGUNDY/RED FOLIAGE. SLOW GROWING WITH A STRONGER COLOR THAN 'CRIMSON KING'. EXCELLENT SPECIMEN OR SHADE TREE. HEAT TOLERANT AND DROUGHT RESISTANT ONCE ESTABLISHED. **ZONE: 3-9**

1.5"	1.75"	2"
\$199	\$249	\$299



**ACER RUBRUM (RED MAPLE) (N)**

ADAPTS WELL TO A WIDE RANGE OF CLIMATES AND SOIL CONDITIONS INCLUDING WET SOILS. GROWS AT A RAPID PACE. MATURE FORMS HAVE A ROUND HEAD. FOLIAGE IS GREEN IN THE SUMMER AND TURNS BRILLIANT RED IN THE FALL.

**VARIETIES:**

**-'ARMSTRONG': 50Hx15W**

FAST GROWER WITH COLUMNAR HABIT, MAKES THIS A GOOD CHOICE FOR A NARROW PLANTING SPACE. FOLIAGE CHANGES TO A SCARLET COLOR IN THE FALL. **ZONE: 3-9**

**-'ARMSTRONG GOLD': 40Hx15W**

DENSE, NARROW CROWN WITH BRIGHT GOLDEN-ORANGE FALL COLOR. TOLERANT TO VARIOUS ENVIRONMENTAL CONDITIONS. IDEAL FOR STREET PLANTINGS. **ZONE: 3-9**

**-'FRANK JR.' (RED POINTE): 45Hx30W**

UPRIGHT, BROAD, PYRAMIDAL SHAPE WITH A BRILLIANT RED FALL COLOR. FAST GROWER, WITH SINGLE LEADER AND STRONG BRANCH ANGLES. **ZONE: 4-8**

**-'FRANKSRED' (RED SUNSET): 45Hx35W**

OVAL, UNIFORM FORM WITH DISTINCT GLOSSY GREEN SUMMER LEAVES, FOLLOWED BY ORANGE-RED FALL COLOR. HARDY TO SEVERE WINTER CONDITIONS. **ZONE: 3-9**

**-'MAGNIFICENT MAGENTA' (BURGUNDY BELLE): 45Hx40W**

SPRING FOLIAGE EMERGES WITH A RED FLUSH BEFORE MATURING TO DARK GREEN. LEAVES TURN BRIGHT RED IN AUTUMN AND DEEPEN TO BURGUNDY IN A LONG-LASTING SHOW OF FALL COLOR. **ZONE: 3-9**

**-'OCTOBER GLORY': 40Hx35W**

LUSTROUS GREEN FOLIAGE TENDS TO STAY LONGER THAN OTHER RED MAPLES BEFORE TURNING TO AN INTENSE ORANGE-RED IN FALL. **ZONE: 5-9**

**-'SUN VALLEY': 50Hx35W**

ONE OF THE MORE UPRIGHT TREES IN THE SPECIES. CROSS BETWEEN 'RED SUNSET' AND 'AUTUMN FLAME'. HAS SILVERY BARK AND BRICK RED BRANCHES. **ZONE: 4-9**

1.5"	1.75"	2"	2.5"	3"	3.5"	4"	4.5"	5"
\$199	\$249	\$299	\$349	\$449	\$549	\$649	\$749	\$899



**ACER SACCHARUM (SUGAR MAPLE) (N)**

EASILY GROWN IN AVERAGE, WELL-DRAINED SOIL IN FULL SUN TO PART SHADE. BEST IN FERTILE, SLIGHTLY ACIDIC, MOIST SOILS IN FULL SUN. INTOLERANT OF ROAD SALT.

**VARIETIES:**

**-'BAILSTA' (FALL FIESTA): 60HX40W**

UPRIGHT, ROUNDED FORM. FAST GROWING. INTENSE YELLOW AND ORANGE-RED FALL COLOR. **ZONE: 3-8**

**-'GREEN MOUNTAIN': 45HX35W**

DARK GREEN LEAVES TURN ORANGE TO SCARLET IN THE FALL. **ZONE: 3-8**

**-'HIAWATHA' (OREGON TRAIL): 45HX40W**

UPRIGHT, OVAL CROWN WITH STRONG BRANCH STRUCTURE. FALL FOLIAGE IS BRILLIANT ORANGE-RED. **ZONE: 5-9**

1.5"	1.75"	2"	2.5"	3"	3.5"	4"	4.5"	5"
\$199	\$249	\$299	\$349	\$449	\$549	\$649	\$749	\$899



**ACER TRUNCATUM X PLATA. 'CRIMSON SUNSET' (CRIMSON SUNSET MAPLE) 35HX25W**

MORE TOLERANT TO DROUGHT AND HEAT THAN NORWAY MAPLES. LEAVES ARE RESISTANT TO TATTER AND SCORCH WHILE RETAINING RICH, DARK, GLOSSY COLOR ALL SUMMER. DEEP PURPLE FOLIAGE THAT TURNS A MAROON-RED BRONZE IN THE FALL. **ZONE: 4-8**

1.5"	1.75"	2"
\$199	\$249	\$299



**AESCULUS X CARNEA (BRIOTII HORSE-CHESTNUT) - 35HX40W**

BROADLY ROUNDED TREE WITH DEEP RED FLOWERS BORNE ON 10" UPRIGHT PANICLES. DARK GREEN FOLIAGE IS RESISTANT TO FOLIAR DISEASE. ATTRACTIVE RED FLOWERS YIELD SLIGHTLY-PRICKLY, HUSKY CAPSULES (TREE NUTS). **ZONE: 4-9**



**AESCULUS X CARNEA 'FORT MCNAIR' (FORT MCNAIR HORSE-CHESTNUT) - 35HX25W**

DISEASE RESISTANT DENSE, ROUNDED CROWN DARK GREEN FOLIAGE TURNS SHADES OF GOLD AND YELLOW IN FALL. HAS SHOWY, DENSE PANICLES OF PINK FLOWERS WITH YELLOW THROATS IN SPRING. PERFECT FOR SMALL LANDSCAPES. **ZONE: 4-9**

2"	2.5"	3"
\$349	\$399	\$449



**AESCULUS GLABRA (OHIO BUCKEYE) - 60HX40W**

SMALL TO MEDIUM SHADE TREE WITH AN OVAL-ROUNDED CANOPY. LEAVES TURN BRIGHT ORANGE AND YELLOW IN THE FALL. PRODUCE DARK FRUIT. **ZONE: 3-7**

3"
\$449



**AESCULUS HIPPOCASTANUM 'BAUMANNII' (BAUMANNII HORSE-CHESTNUT) - 70HX50W**

MEDIUM SIZED SHADE TREE WITH AN UPRIGHT, OVAL CROWN. LIGHT GREEN LEAVES MATURE TO A DARK GREEN THROUGH SUMMER. FALL FOLIAGE ARE SHADES OF YELLOW AND BROWN. FRUITLESS. **ZONE: 3-8**

2"	2.5"	3"
\$349	\$349	\$449




**AESCULUS PARVIFLORA (BOTTLEBRUSH BUCKEYE) - 8HX10W**

ONE OF THE BEST SUMMER-FLOWERING SHRUBS FOR SHADE AREAS. DENSE MOUNDED SHRUB WHICH FEATURES ERECT, SHOWY, TUBULAR WHITE FLOWERS WITH CONSPICUOUS RED ANthers AND PINKISH FILAMENTS. MID-SUMMER BLOOM CAN BE SPECTACULAR. **ZONE: 3-8**

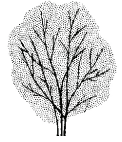
#3
\$79

**AMELANCHIER CANADENSIS 'SHADBLOW' (SERVICEBERRY) - 30HX20W (N)**  
 LOW MAINTENANCE, UPRIGHT SHRUB/SMALL TREE. SLIGHTLY FRAGRANT WHITE, DROOPING CLUSTER FLOWERS. SMALL ROUND GREEN BERRIES FADE RED-DARK WHEN MATURE. MEDIUM-DARK LEAVES TURN ORANGE-RED IN FALL. **ZONE: 4-8**



SINGLE STEM					CLUMP				
1.5"	1.75"	2"	2.5"	3"	4'	5'	6'		
\$199	\$249	\$299	\$349	\$449	\$169	\$219	\$269		

**AMELANCHIER GRANDIFLORA (SERVICEBERRY)**  
 SMALL, DECIDUOUS, USUALLY MULTI-TRUNKED UNDERSTORY TREE OR TALL SHRUB. WHITE SPRING FLOWERS FOLLOWED BY EDIBLE FRUITS IN JUNE. BERRIES RESEMBLE BLUEBERRIES IN TASTE AND MAY BE USED IN JAMS, JELLIES AND PIES.



**VARIETIES:**  
**-'AUTUMN BRILLIANCE SERVICEBERRY': 20HX15W**  
 A FAST GROWING TREE WITH IMPRESSIVE SOFT, WHITE BLOSSOMS IN SPRING. DARK GREEN DISEASE RESISTANT LEAVES TURN BRILLIANT RED IN FALL. **ZONE: 4-9**



**-'PRINCESS DIANA': 20HX15W**  
 DARK GREEN LEAVES TURN BRILLIANT RED AND ORANGE IN THE FALL. YELLOW BUDS WITH WHITE SPRING FLOWERS PRODUCE DEEP BLUE-PURPLE BERRIES. **ZONE: 4-9**

SINGLE STEM					CLUMP									
1.5"	1.75"	2"	2.5"	3"	#5	#7	#10	#15	5'	6'	7'	8'	10'	
\$199	\$249	\$299	\$349	\$449	\$59	\$199	\$220	\$259	\$219	\$269	\$375	\$409	\$449	

**AMELANCHIER LAEVIS 'ROGERS' (LUSTRE ALLEGHENY SERVICEBERRY) - 25HX20W**  
 MULTI-STEMMED UPRIGHT OVAL FORM. FRAGRANT WHITE FLOWERS IN SPRING YIELD SMALL DARK PURPLE BERRIES. YELLOW TO ORANGE-RED FALL FOLIAGE. **ZONE: 4-8**



1.5"	1.75"
\$199	\$249

**AMELANCHIER X 'RAINBOW PILLAR' (RAINBOW PILLAR SERVICEBERRY) - 20HX10W**  
 TALL, NARROW GROWTH HABIT. SHOWY WHITE FLOWERS IN SPRING FOLLOWED BY DEEP PURPLE FRUITS. FAST GROWING WITH RED TO ORANGE FALL COLOR. **ZONE: 4-7**



1.75"	2"
\$249	\$299

**ARONIA ARBUTIFOLIA 'BRILLIANTISSIMA' (CHOKEBERRY) - 8HX4W (N)**  
 IMPROVED, COMPACT VARIETY. CREAMY WHITE FLOWERS IN SPRING. GLOSSY RED EDIBLE FRUIT. BRILLIANT RED FALL COLOR. GREAT FOR NATURALIZED AREAS, NEAR POND OR STREAM MARGINS. **ZONE: 4-9**

#3
\$43.50

**ARONIA MELANOCARPA (BLACK CHOKEBERRY) (N)**  
 DENSELY BRANCHED WITH GLOSSY GREEN FOLIAGE. PERFECT FOR LOW HEDGES OR SCREENING. SHRUB IS COVERED IN DAINTY WHITE FLOWER CLUSTERS IN SPRING. FLOWERS YIELD BLUE-BLACK BERRIES THAT ATTRACT BIRDS. FALL FOLIAGE TURNS BRIGHT REDS AND ORANGES. **ZONE: 3-8**

**VARIETIES**  
**-'GROUNDHOG': 1HX3W, DWARF SELECTION OF BLACK CHOKEBERRY**  
**-'LOW SCAPE MOUND': 2HX3W, SMALL MOUND-ROUNDED FORM**

#3
\$43.50

**BERBERIS THUNBERGII 'AUREA' (GOLDEN JAPANESE BARBERRY) - 4HX5W**  
**(NYDEC INVASIVE SPECIES COMPLIANT VARIETY)** COMPACT, UPRIGHT, SLOW-GROWING, MULTI-STEMMED SHRUB. KNOWN FOR ITS BRIGHT YELLOW FOLIAGE THROUGH THE GROWING SEASON, CHANGES TO ORANGE-RED IN THE FALL. STEMS HAVE SHARP THORNS. PRODUCES SMALL PALE YELLOW FLOWERS MID SPRING WHICH YIELD BRIGHT RED BERRIES IN FALL. **ZONE: 4-8**

#3  
 \$43.50

**BERBERIS THUNBERGII 'WORRY FREE' (NYDEC NON-INVASIVE SPECIES VARIETY)**  
 WORRY FREE VARIETIES ARE STERILE (WILL NOT SPREAD AND FLOWER HEADS DO NOT NEED TO BE REMOVED TO LIMIT SEED PRODUCTION). COMPACT, MOUND FORM PRODUCES YELLOW FLOWERS. ACCENT PLANT FOR LOW HEDGES OR BORDERS. TOLERANT TO DEER AND PARTIAL SHADE. REQUIRES VERY LITTLE MAINTENANCE. **ZONE: 4-9**

**VARIETIES:**

- 'CRIMSON CUTIE'** - 2HX4W, FOLIAGE IS A PURPLISH-RED SPRING THROUGH FALL.
- 'LEMON CUTIE'** - 2HX3W, FOLIAGE IS GOLDEN YELLOW SPRING THROUGH FALL
- 'LEMON GLOW'** - 3HX4W, FOLIAGE IS SHADES OF YELLOW SPRING THROUGH FALL

#2	#3
\$37.50	\$43.50

**BETULA 'CRIMSON FROST' (CRIMSON FROST BIRCH) - 40HX25W**  
 SINGLE STEM TREE OR MULTI STEM (CLUMP) SHRUB. PURPLE LEAF BIRCH WITH A SMALL TO MEDIUM SIZED PYRAMIDAL SHAPE. SOME RESISTANCE TO THE BRONZE BIRCH BORER. EXCELLENT SPECIMEN. **ZONE: 4-7**

SINGLE STEM		CLUMP					
1.5"	1.75"	6'	8'	10'	12'	14'	
\$199	\$249	\$189	\$239	\$279	\$329	389	



**BETULA JACQUEMONTII (JACQUEMONTII BIRCH) - 40HX30W**  
 THIS TREE HAS THE WHITEST BARK OF ALL THE BIRCHES. ITS TRUNK SEEMS TO ALMOST GLOW WHEN THE TREE IS PLANTED AMONG DARKER FOLIAGED PLANTS. **ZONE:3-9**

8'  
 \$329



**BETULA NIGRA 'CULLY' (HERITAGE RIVER BIRCH) - 45HX35W (N)**  
 RAPID GROWER, PYRAMIDAL FORM WITH DARK GREEN FOLIAGE. THE PEELING CINNAMON-TAN BARK EXPOSES SOFT WHITE INNER BARK ADDING SHOWY WINTER INTEREST. ATTRACTIVE ADDITION OR CENTERPIECE FOR ANY LANDSCAPE. **ZONE:3-9**

SINGLE STEM		CLUMP						
1.5"	1.75"	6'	8'	10'	12'	14'	16'	18'
\$199	\$249	\$189	\$239	\$279	\$329	\$389	\$649	\$999



**BETULA NIGRA 'LITTLE KING' (LITTLE KING RIVER BIRCH) - 10HX10W**  
 DWARF FORM IDEAL FOR SMALL GARDENS OR LIMITED SPACE. EXCELLENT PEST AND DISEASE RESISTANCE, PLUS HIGH HEAT TOLERANCE. COMPACT, LOW BRANCHING WORKS AS AN ACCENT OR IN GROUPS AS A HEDGE/SCREEN. **ZONE: 4-9**

#7	1.75"	2"
\$119	\$249	\$299



**BETULA PLATYPHYLLA 'ROYAL FROST' (JAPANESE WHITE BIRCH) - 40HX25W**

TALL PYRAMIDAL SHAPE WITH SLIGHTLY PENDANT BRANCHLETS. GROWS FASTER THAN 'CRIMSON FROST'. LEAVES ARE A YELLOW-GREEN COLOR IN SUMMER. NOTED FOR ITS WHITE BARK AND STUNNING BURGUNDY-RED FALL FOLIAGE. RESISTANT TO BRONZE BIRCH BORER. **ZONE: 3-6**



**SINGLE STEM**

**CLUMP**

1.5"	1.75"	6'	8'	10'	12'	14'
\$189	\$209	\$189	\$239	\$279	\$329	389

**BUDDLEIA DAVIDII (BUTTERFLY BUSH)**

THIS SUN-LOVER COMES IN HUES FROM PURE WHITE TO DEEP PURPLE. FROM MIDSUMMER UNTIL FROST, BUTTERFLY BUSH EARNS ITS NAME AS BUTTERFLIES FLY FROM FLOWER TO FLOWER IN SEARCH OF NECTAR. DEER AND RABBIT RESISTANT. **ZONE: 5-9**

**VARIETIES:**

- 'BIRTHDAY CAKE': 4HX3W.** LONG FRAGRANT RICH PINK-PURPLE FLOWERS STAND STRAIGHT UP LIKE THE CANDLES OF A BIRTHDAY CAKE EACH SUMMER AND FALL. THIS ONE IS COMPACT, EASY TO GROW AND EXTREMELY POLLINATOR-FRIENDLY.
- 'BLACK KNIGHT': 8HX5W.** LIGHTLY FRAGRANT, DARK VIOLET-PURPLE FLOWER SPIKES. FAST-GROWING SHRUB, HARDIER THAN OTHER VARIETIES. DIES BACK IN COLD WINTER AREAS, EMERGES VIGOROUSLY IN SPRING.
- 'LO & BEHOLD BLUE CHIP': 2.5HX2.5W,** MINIATURE FORM HAS ALL THE APPEAL IN A SMALLER PACKAGE! BLUE FRAGRANT FLOWERS BLOOM FROM MID SUMMER TO THE FIRST FROST.
- 'LO & BEHOLD PINK MICRO CHIP': 2HX2W,** TINY, TIDY MOUND OF ORCHID-PINK FLOWER SPIKES, CREATES A PINCUSHION HABIT. EARLIER BLOOMING THAN OTHER VARIETIES, GIVING COLOR FROM EARLY SUMMER THROUGH FIRST FROST.
- 'MISS MOLLY': 5HX5W,** REFINED HABIT WITH INTENSE RED COLORED, FRAGRANT FLOWERS. FLOWERS APPEAR FOR MONTHS EVERY SUMMER WITHOUT DEADHEADING.
- 'MISS VIOLET': 5HX5W,** COMPACT FORM WITH VIBRANT DARK PURPLE COLORED, FRAGRANT FLOWERS. FLOWERS APPEAR ALL SUMMER WITHOUT DEADHEADING.

#2	#3
\$37.50	\$43.50

**BUDDLEIA PUGSTER (PUGSTER BUTTERFLY BUSH)**

THIS UNIQUE SERIES OFFERS FULL SIZED FLOWERS ON A DWARF PLANT THAT BLOOM ALL SUMMER WITHOUT DEADHEADING. THICK, STURDY STEMS OFFER VASTLY IMPROVED HARDINESS AND WINTER SURVIVAL. FRAGRANCE FROM THE FLOWERS ATTRACTS POLLINATORS. **ZONE: 5-9**

**VARIETIES:**

- 'PUGSTER AMETHYST': 2HX2W,** BLOOMS EARLY SUMMER THROUGH FIRST FROST. AMETHYST-PURPLE TONED FLOWERS WITH A TINY YELLOW-ORANGE EYE IN THE CENTER.
- 'PUGSTER BLUE': 2HX2W,** BLOOMS FROM EARLY SUMMER THROUGH FIRST FROST. TRUE-BLUE FLOWERS WITH A TINY YELLOW-ORANGE EYE IN THE CENTER.
- 'PUGSTER PERIWINKLE': 2HX2W,** EACH BLOOM IS A FULL, DENSE CLUSTER OF SOFT PURPLE BLOOMS, EMITTING A HONEY-SWEET FRAGRANCE.

#2	#3
\$37.50	\$43.50

## BUXUS (BOXWOOD)

BROAD-LEAF EVERGREEN, BEST GROWN IN EVENLY MOIST, WELL-DRAINED SOILS IN FULL SUN TO PART SHADE. GLOSSY, DARK GREEN FOLIAGE. TOLERANT OF PRUNING AND SHEARING. WIDELY PLANTED THROUGHOUT THE UNITED STATES. WORK WELL IN FOUNDATION PLANTINGS AND LOW HEDGES. **ZONE: 5-8**

### VARIETIES:

-**'FRANKLIN'S GEM': 2HX3W**, DWARF VARIETY. FOLIAGE TURNS RICH OLIVE GREEN IN WINTER.

-**'GREEN VELVET': 4HXW**, FULL BODIED SHRUB. FOLIAGE KEEPS ITS RICH GREEN COLOR THROUGH WINTER. VIGOROUS, ROUNDED FORM IF LEFT UNSHEARED. ONE OF THE HARDIEST CULTIVAR

-**'NEW GEN FREEDOM': 5HX5W**, GROWS QUICKER THAN MOST VARIETIES. GOOD RESISTANCE TO BOXWOOD BLIGHT AND LEAFMINER. REQUIRES ANNUAL PRUNING TO KEEP DENSE BRANCHING.

-**'NEW GEN INDEPENDENCE': 4HX4W**, GOOD RESISTANCE TO BOXWOOD BLIGHT AND LEAFMINER. REQUIRES PRUNING TO MAINTAIN UNIFORM SHAPE.

#1	#2	#3	18-24"	#10/2-2.5'	2.5-3'
\$26.50	\$35	\$49	\$99	\$135	\$159

**BUXUS 'GREEN MOUNTAIN': 5HX3W**, COLD-HARDY HYBRID BOXWOOD KNOWN FOR ITS SEMI-UPRIGHT, ROUNDED, PYRAMIDAL SHAPE.

#2	#3	18"	#10/2-2.5'	2.5-3'
\$37.50	\$59	\$75	\$135	\$159

## CALYCANTHUS APHRODITE (APHRODITE SWEETSHRUB) - 12HX12W

COVERED IN BIG, GLOSSY LEAVES, THIS SHRUB EXPLODES WITH ENORMOUS CUPPED FLOWERS THAT LOOK A BIT LIKE A DEEP RED MAGNOLIA. THEY START IN EARLY SUMMER AND CONTINUE THROUGH THE SEASON - IN COOLER AREAS THEY BLOOM ALL SUMMER LONG. THIS IS A LARGE SHRUB THAT NEEDS PLENTY OF SPACE TO LOOK ITS BEST. **ZONE: 5-9**

#3
\$59

## CARAGANA ARBORESCENS 'PENDULA' (WEeping SIBERIAN PEA) - 8HX8W

SMALL, SLOW-GROWING, WEEPING TREE WITH STIFFLY PENDULOUS BRANCHES. PEALIKE YELLOW FLOWERS AND FEATHERY FOLIAGE ARE PRODUCED IN SPRING. ONCE ESTABLISHED, TREE IS DROUGHT RESISTANT AND TOLERATES POOR SOIL. **ZONE: 2-7**

1.5"	#7TF	48"HD
\$209	\$135	\$250



## CARPINUS BETULUS (EUROPEAN HORNBEAM)

DENSELY TEXTURED FOLIAGE AND HANDSOME, SLATE-GRAY SMOOTH TO FLUTED BARK. BARK AND BUDS ARE ORNAMENTAL IN WINTER. LOW MAINTENANCE AND TOLERANT TO HEAT AND DROUGHT WHEN ESTABLISHED. **ZONE 4-8**

### VARIETIES:

-**'EMERALD AVENUE': 40HX30W**

DEEP GREEN, CORRUGATED LEAVES GIVE COOL SUMMER SHADE. FOLIAGE TURNS GOLDEN-YELLOW IN AUTUMN. WELL ADAPTABLE.

-**'FASTIGIATA' (PYRAMIDAL): 35HX25W**

SMALL-LEAFED, NARROW, DENSE, UPRIGHT TREE WITH A FORMAL APPEARANCE BECOMES MORE PYRAMIDAL WITH AGE. RELATIVELY FREE OF DISEASE AND INSECTS. MAKES AN EXCELLENT STREET TREE WITH NICE YELLOW FALL COLOR.

1.5"	1.75"	2"	2.5"
\$249	\$299	\$349	\$399



**CARPINUS VARIETIES CONTINUED:**

**-'FRANS FONTAINE': 35HX15W**

SIMILAR TO 'FASTIGIATA', BUT RETAINS ITS SLEEK, COLUMNAR FORM. FOLIAGE IS A RICH GREEN THAT BECOMES GOLDEN-YELLOW IN FALL.

**-'PENDULA' (WEeping): 25HX15W**

DENSE, DARK GREEN CROWN WITH A FALL FOLIAGE THAT IS YELLOW-ORANGE. TOLERATES VARIOUS SOIL CONDITIONS.

**-'PYRAMIDALIS' (PYRAMIDAL): 35HX25W**

EASILY GROWN IN WELL-DRAINED SOIL. HAS A PYRAMIDAL TO OVATE CROWN WITH DARK GREEN LEAVES. SLIGHTLY SUSCEPTIBLE TO FOLIAR DISEASES. FALL FOLIAGE IS A YELLOW TO ORANGE. PRODUCES FRUIT.

1.5"	1.75"	2"	2.5"
\$249	\$299	\$349	\$399



**CARPINUS CAROLINIANA (AMERICAN HORNBEAM): 30HX30W**

COMMONLY CALLED BLUE BEECH, MUSCLEWOOD, OR IRONWOOD SLOW GROWING, UNDER STORY TREE WITH AN ATTRACTIVE GLOBULAR FORM. MATURE TRUNK AND BRANCHING EXHIBIT A DISTINCT MUSCLE-LIKE FLUTING. FOLIAGE IS DARK GREEN AND TURNS SHADES OF YELLOW, ORANGE AND RED IN FALL.. **ZONE: 3-9**

1.5"	1.75"	2"	2.5"	3"	3.5"	4"
\$249	\$299	\$349	\$399	\$449	\$499	\$549



**CARYOPTERIS X CLANDONENSIS (BLUEBEARD) - 3HX3W**

THESE PLANTS CAN TAKE WORST OF THE HOT SUMMER AND STILL MANAGE TO PERFORM WELL. OFFERS DEPENDABLE FOLIAGE. LOW-GROWING, FINELY-TEXTURED MOUNDS ARE DEER RESISTANT. **ZONE: 5-8**

**VARIETIES**

**-'BLUE MIST':** POWDER BLUE FLOWERS THAT LAST SPRING THROUGH LATE SUMMER.

**-'DARK KNIGHT':** DARK PURPLE-BLUE FLOWERS FROM MID TO LATE SUMMER.

#2	#3
\$37.50	\$43.50

**CATALPA SPECIOSA (NORTHERN CATALPA) - 60HX40W**

TOLERATES VARIOUS SOIL CONDITIONS AND SEASONAL FLOODING. NARROW OVAL CROWN IS USUALLY IRREGULAR SHAPED. FOLIAGE IS LIGHT GREEN TO YELLOW-GREEN, TURNING YELLOW IN FALL. WHITE FLOWERS WITH PURPLE AND YELLOW INNER SPOTTING APPEAR LATE SPRING AND LOOK LIKE ORCHIDS (BELL SHAPED). **ZONE: 4-8**

3"
\$449

**CELTIS OCCIDENTALIS (COMMON HACKBERRY) - 70HX40W (N)**

LARGE, UPRIGHT-OVAL, RAPIDLY GROWING SHADE TREE. GREEN FOLIAGE THAT CHANGES TO YELLOW IN FALL. RESISTANT TO DROUGHT, WIND AND HEAT. **ZONE: 2-9**

1.5"	2"	2.5"
\$199	\$299	\$349



**CERCIDIPHYLLUM JAPONICUM (KATSURA TREE) - 50HX40W**

UPRIGHT AND PYRAMIDAL SHAPE. LOW BRANCHING SOMETIMES GIVES MULTI-STEMMED LOOK. WHEN MATURE THE CROWN BECOMES ROUNDED WITH BLuish GREEN FOLIAGE. **ZONE: 4-8**



**VARIETIES:**

**- 'PENDULUM' (WEeping KATSURA TREE) - 20HX15W**

EYE-CATCHING SPECIMEN WITH DENSE, WEeping BRANCHES. FOLIAGE IS A BEAUTIFUL BLUE-GREEN THAT TURNS BRIGHT YELLOW IN FALL.



**- 'ROTFUCHS' (RED FOX KATSURA TREE): 20HX15W**

LEAVES EMERGE AS A DEEP BURGUNDY PURPLE WITH YELLOW GREEN VEINING AND WHITE MARGINAL TEETH. LEAF COLOR FADES TO A BLUE GREEN IN MID-SUMMER, CHANGING TO GOLD, ORANGE-RED IN FALL.



1.5"  
\$249

**CERCIS CANADENSIS (EASTERN REDBUD) - 30HX25W**

STUNNING TREE WITH AN OPEN HABIT. BLOOMS EARLY SPRING, BEGINNING WITH A PURPLISH-RED TINT AND OPEN TO A PURPLISH-PINK COLOR. HAS HEART SHAPED LEAVES AND YELLOW AUTUMN COLORED FOLIAGE.



**VARIETIES:**

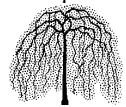
**-'ALBA' (WHITE): 20HX25W**

FOLIAGE OF MEDIUM GREEN FILLS THE OPEN SPREADING CROWN. WHITE PROFUSE SPRING FLOWERS ON BARE BRANCHES. **ZONE: 4-9**



**-'COVEY' (LAVENDER TWIST): 6HX8W**

ROSY PINK FLOWERS IN SPRING. BEAUTIFUL WEeping HABIT CREATES AN UMBRELLA SHAPED CROWN. HAS DARK GREEN LEAVES IN SUMMER. **ZONE: 5-9**



**SINGLE STEM**

**MULTI STEM**

#7	1.5"	1.75"	2"	2.5"	3"	#5	#7	4'	5'	6'	7'
\$179	\$199	\$249	\$299	\$349	\$449	\$67	\$89	\$169	\$209	\$259	\$319

**CERCIS CANADENSIS 'FOREST PANSY'(FOREST PANSY REDBUD) - 20HX15W**

BEAUTIFUL LANDSCAPE TREE, VALUED FOR ITS BRILLIANT SCARLET-PURPLE COLOR WHEN YOUNG AND MAROON COLOR WHEN MATURE. HAS ROSY-PINK FLOWERS ON BARE BRANCHES THAT BRIDGE THE GAP BETWEEN WINTER AND SPRING! **ZONE: 5-9**



**-'PINK HEARTBREAKER': 15HX10W**

BRILLIANT SPRING PINK BLOOM WITH STRONGER AND WIDER SPREADING BRANCHES THAN COVEY. SUMMER FOLIAGE IS GREEN THAT TURNS RED IN FALL. **ZONE: 5-8**



**SINGLE STEM**

**MULTI STEM**

1.5"	1.75"	2"	4'	7'	8'
#249	\$299	\$359	\$199	\$419	\$469

**CERCIS CANADENSIS 'RUBY FALLS' (WEeping EASTERN REDBUD) - 6HX4W,**

WEeping HABIT. PINKY RED FLOWERS BLOOM IN THE SPRING BEFORE HEART SHAPED MAROON RED LEAVES FORM. THE LEAVES MATURE TO DARK GREEN BY LATE SUMMER. **ZONE: 5-9**



#7	1.75"	2"
\$179	\$359	\$429

**CHAMAECYPARIS NOOTKATENSIS 'PENDULA' (WEeping ALASKAN CEDAR) - 30HX10W**

MEDIUM TO LARGE SIZE PYRAMIDAL EVERGREEN THAT HAS DROOPING BRANCHLETS WHICH DRAPE FROM SPREADING AND UP-CURVED BRANCHES. SCALE-LIKE FOLIAGE, ROUNDED SEED CONES, GRAY BARK THAT PEELS IN SCALE LIKE FASHION. GROWN WELL IN MEDIUM SOIL MOISTURE LIKE ALONG STREAMS AND RAVINES. PREFERS FULL SUN TO PARTIAL SHADE. GREAT ACCENT SPECIMEN. **ZONE:4-7**



#5	4'	5'	6'	7'
\$99	\$249	\$299	\$479	\$569

**CHAMAECYPARIS OBTUSA 'COMPACTA' (COMPACT HINOKI CYPRESS) - 12HX8W**

THIS ATTRACTIVE CONIFER HAS EVERGREEN LEAVES ARE DARK GREEN ON FAN-SHAPED SPRAYS. THIS TREE CAN HAVE AN IRREGULAR HABIT OR PRUNED TO YOUR DESIRED SHAPE. IT DOES BEST IN PART SUN WITH WELL DRAINING, MOIST SOIL.. **ZONE:5-8**



#3
\$129

**CHAMAECYPARIS PISIFERA (SAWARA CYPRESS) - 10HX10W**

HARDY, DENSE, PYRAMIDAL, DWARF EVERGREEN SHRUB. PERFECT SPECIMEN FOR FOUNDATION PLANTINGS OR IN HEDGES. VERY LITTLE MAINTENANCE REQUIRED. **ZONE: 4-8**

**VARIETIES:**

-**'SOFT SERVE'** BRIGHT GREEN FOLIAGE KEEPS ITS BRILLIANT COLOR YEAR ROUND.

-**'SOFT SERVE GOLD'** GOLDEN GREEN FOLIAGE KEEPS ITS BRILLIANT COLOR YEAR ROUND.

#3
\$43.50

**CHAMAECYPARIS PISIFERA 'FILIFERA AUREA NANA' (GOLD MOP FALSECYPRESS) - 4HX4W**

FORMS A DELICATE, GOLDEN LACY MOUND THAT CREATES A WATERFALL-LIKE EFFECT. NEW GROWTH EMERGES BRIGHT GOLDEN-YELLOW AND HOLDS COLOR THROUGHOUT THE YEAR, SLOWLY FADING TO DARK GREEN IN AUTUMN. LOOKS LOVELY WHEN COMBINED WITH BOULDERS AND IN ROCKERIES. **ZONE: 4-8**

#2	#3	#5
\$37.50	\$43.50	\$67

**CHIONANTHUS VIRGINICUS (WHITE FRINGE TREE) - 20HX20W**

LARGE SHRUB OR SMALL TREE WITH A ROUNDED CANOPY. SPRING BLOOMS ARE CREAMY WHITE, FRINGE-LIKE DROOPING CLUSTERS OF FLOWERS. FEMALE FLOWERS YIELD CLUSTERS OF DARK BLUE-BLACK OLIVE LIKE FRUITS IN LATE SUMMER. FOLIAGE TURNS YELLOW IN FALL. **ZONE: 3-9**



**MULTI-STEM**

#3	3'
\$61.50	\$149

**CLETHRA ALNIFOLIA (SUMMERSWEET)**

UPRIGHT, SUCKERING SHRUB HAS FRAGRANT WHITE OR PINK TERMINAL FLOWER SPIKES IN LATE SUMMER. THE BLOOMS LOOK LIKE BOTTLE BRUSHES AND ATTRACT BUTTERFLIES AND BEES. LEAVES TURN A PLEASANT YELLOW IN AUTUMN.

**VARIETIES:**

-**'HUMMINGBIRD': 4HX5W**, FLUFFY, CREAMY-WHITE, BOTTLE-BRUSH FLOWER. **ZONE: 3-9**

-**'RUBY SPICE': 6HX5W**, PINK, FRAGRANT, SUMMER FLOWERS, DARK GREEN LEAF. **ZONE: 3-9**

-**'SUGARTINA'/'CRYSTALINA': 3HX3W**, FRAGRANT, WHITE, MID-SUMMER FLOWERS, YELLOW FALL FOLIAGE COLOR. **ZONE: 4-9**

-**'VANILLA SPICE': 6HX5W**, FRAGRANT, EXTRA LARGE WHITE FLOWER SUMMER BLOOMS. **ZONE: 4-9**

#3
\$43.50

**CORNUS ALBA (TATARIAN DOGWOOD)**

RAPID-GROWING, MULTI-STEMMED, SUCKERING, DECIDUOUS SHRUB. CREAMY WHITE FLOWERS IN FLAT-TOPPED CLUSTERS BLOOM IN LATE SPRING. FLOWERS GIVE WAY TO BERRIES WHICH ARE ATTRACTIVE TO BIRDS. GOOD YEAR ROUND APPEAL.

**VARIETIES:**

**-'BAILHALO' (IVORY HALO): 6HX6W**

NOTED FOR ITS COMPACT SIZE, LARGE VARIEGATED, WHITE-EDGED LEAVES. BRIGHT RED TWIGS IN WINTER. GROWS IN ANY SOIL TYPE WITH ADEQUATE MOISTURE AND FULL TO PART SUN. **ZONE: 3-7**

**-'BUDS YELLOW' (YELLOW-TWIG): 8HX7W**

STUNNING ORANGE-PURPLE FALL COLOR, ATTRACTIVE WHITE BERRIES MID-SUMMER. VIGOROUS AND ADAPTABLE, FORMING A THICKET OF UPRIGHT, CHERRY YELLOW STEMS. **ZONE: 3-7**

**-'ELEGANTISSIMA' (VARIEGATED RED TWIG): 8HX5W**

VARIEGATED LEAVES, ATTRACTIVE BERRIES, STUNNING FALL COLOR AND SHOWY RED STEMS IN WINTER. VIGOROUS AND ADAPTABLE. NATURALLY FORMS A THICKET OF UPRIGHT, BLOOD RED STEMS. WHITE BERRIES ARE OFTEN TINGED BLUE OR GREEN. BEST COLOR IN FULL SUN. **ZONE: 2-8**

**-'FARROW' (ARCTIC FIRE): 4HX4W**

DWARF, RED-TWIG CULTIVAR. EARLY SPRING BLOOMS OF WHITE FLOWERS YIELD WHITE BERRIES. GREEN FOLIAGE TURNS RED IN FALL. TOLERATES A VARIETY OF SOIL CONDITIONS. **ZONE: 2-7**

**-'REGNZAM' (RED GNOME): 4HX4W**

VERY COMPACT RED TWIGGED DOGWOOD, WITH SLENDER, DEEP GREEN LEAVES TINGED WITH RED, TURN CRIMSON RED IN THE FALL. CLUSTERS OF WHITE FLOWERS BLOOM IN MID SPRING YIELD SMALL BLUE FRUITS THAT RIPEN MID TO LATE FALL, ATTRACTING BIRDS. **ZONE: 3-7**

**-'SIBIRICA' (RED TWIG): 6HX4W**

CURRENT YEAR'S GROWTH FEATURES OUTSTANDING CORAL-RED BRANCHES ON A MULTI-STEMMED SHRUB. YELLOWISH-WHITE FLOWERS ARE FOLLOWED BY SMALL BLUE BERRIES. **ZONE: 3-7**

#2	#3	#5
\$37.50	\$43.50	\$67

**CORNUS AMMOMUM (SILKY DOGWOOD) - 8HX8W**

TYPICALLY FOUND IN MOIST LOWLAND AREAS, SWAMP BORDERS, FLOODPLAINS, SHRUB WETLANDS, AND ALONG STREAMS AND PONDS IN EASTERN NORTH AMERICA TWIGS AND LEAF UNDERSIDES HAVE SILKY HAIRS, HENCE THE COMMON NAME. TINY YELLOWISH-WHITE FLOWERS IN FLAT-TOPPED CLUSTERS BLOOM IN LATE SPRING TO EARLY SUMMER. FLOWERS GIVE WAY TO ATTRACTIVE BERRY-LIKE DRUPES THAT CHANGE FROM WHITE TO BLUE AS THEY RIPEN IN LATE SUMMER. **ZONE: 5-8**

#5
\$67

**CORNUS FLORIDA (WHITE DOGWOOD) - 25HX25W**

AN EXCELLENT LANDSCAPE CHOICE FOR ALL FOUR SEASONS, THE WHITE DOGWOOD IS A FAVORITE IN MANY YARDS AND GARDENS. WHITE "FLOWERS" SHOW THEIR BEAUTY IN SPRING, FOLIAGE TURNS A VIBRANT RED-PURPLE IN FALL, AND GLOSSY RED FRUITS ATTRACT WINTER SONGBIRDS FOR THE ENJOYMENT OF ALL. **ZONE: 5-9**

1.5"
\$259

**CORNUS KOUSA (KOUSA DOGWOOD) - 30HX30W**

SHOWY SMALL FLOWING TREE OR MULTI-STEMMED SHRUB. LARGE LEAF LIKE FLOWERS SURROUND THE TRUE FLOWERS, THAT BLOOM LATE SPRING. FLOWERS YIELD BERRIES THAT PERSISTS INTO FALL. DARK GREEN FOLIAGE TURNS ATTRACTIVE SHADES OF RED-PURPLE IN FALL. MORE DISEASE RESISTANCE AND COLD HARDY THAN OTHER FLOWERING DOGWOODS.

**VARIETIES:**

**-'CHINENSIS': 25HX25W**

WHITE FLOWER BRACTS COVER THE TREE LATER IN THE SEASON THAN OTHERS. ITS DENSE HORIZONTAL LIMB STRUCTURE FORMS A ROUNDED CROWN. **ZONE: 5-8**

**-'CHINENSIS SATOMI': 20HX20W**

UPRIGHT FORM WITH HORIZONTAL SPREADING BRANCHES AND LIGHT TO DARK PINK FLOWERS ATTRACTIVE RED FRUITS MATURE IN FALL. **ZONE: 5-8**

**-'RADIANT ROSE': 25HX25W**

DENSE, ROUNDED FORM WITH LONG LASTING SUMMER BLOOMS OF DEEP PINK FLOWERS. EXCELLENT BURGUNDY RED FALL COLOR. MOTTLED BARK LENDS TO FANTASTIC WINTER APPEAL. **ZONE: 5-9**

**-'SATOMI': 20HX20W**

ROSE PINK BLOOMS PERCH ATOP THE BRANCHES OF SATOMI DOGWOOD IN LATE SPRING. RASPBERRY-LIKE FRUITS APPEAR IN LATE SUMMER AMONG THE LIGHT GREEN LEAVES THAT TURN VARIED SHADES OF RED IN THE FALL. **ZONE: 5-8**

**-'SCARLET FIRE': 25HX20W**

UPRIGHT OVAL FORM WITH PINK FLOWERS FUCHSIA AS THEY AGE. LOW MAINTENANCE AND DROUGHT TOLERANT UNLIKE OTHER VARIETIES. **ZONE: 5-8**


**-'STELLAR PINK': 25HX20W**

PROFUSE, LARGE, OVERLAPPING, BLUSH PINK, FLOWER-LIKE BRACTS COVER THIS SMALL BUT VIGOROUS TREE IN EARLY SPRING. THE FULLY BRANCHED HABIT PROVIDES LAYERS OF LUSH GREEN FOLIAGE FROM BOTTOM TO TOP. A STERILE CULTIVAR THAT PRODUCES NO FRUIT. DECIDUOUS. **ZONE: 5-8**

**SINGLE STEM**

**MULTI-STEM**

1.5"	1.75"	4'	5'	6'	8'	10'
\$259	\$339	\$199	\$229	\$289	\$369	\$449



**CORNUS RACEMOSA (GRAY DOGWOOD) - 10HX10W**

THIS TOUGH, LOW-MAINTENANCE SHRUB OFFERS SUBTLE YEAR-ROUND BEAUTY. WHITE PANICLES OF FLOWERS BRIGHTEN THE LANDSCAPE IN JUNE. WHITE BERRIES ATTRACT MANY BIRDS IN THE LATE SUMMER AND EARLY FALL. AND THE REDDISH-PINK FRUIT STEMS PERSIST INTO THE WINTER, ADDING A NICE COLOR CONTRAST TO THE GRAY BARK. GRAY DOGWOODS ARE GREAT FOR BORDERS, GROUPS, AND MASSES. **ZONE: 4-8**

#3

\$43.50

**CORNUS SERICEA (RED TWIG/OSIER DOGWOOD)**

VERY HARDY SHRUBS THAT START WITH SMALL WHITE FLOWERS IN THE SPRING, YIELD PRETTY WHITE BERRIES. IN THE FALL THE LEAVES TURN RED-PURPLE. IN WINTER, LOOSES ITS LEAVES, REVEALING RED COLORED STEMS.

**VARIETIES:**

**-'BAILADELINE' (FIRE DANCE): 4HX5W** COMPACT, UNIFORM DOGWOOD SHRUB, EXCELLENT MASS PLANTINGS. **ZONE: 2-7**

**-'BAILEY': 10HX10W** RAPID GROWING MULTI-STEM SHRUB, NON SPREADING DOGWOOD. **ZONE: 3-8**

**-'CARDINAL': 9HX12W** LOOSE ROUNDED DOGWOOD SHRUB, WILL SPREAD THROUGH ROOT STOLONS. **ZONE: 3-8**

#2	#3	#5
\$37.50	\$43.50	\$67

**CORNUS STOLONIFERA 'ARCTIC FIRE' (ARCTIC FIRE DOGWOOD) - 4HX4W**

DWARF VARIETY IS GREAT FOR SMALLER GARDENS AND RESIDENTIAL LANDSCAPES. BRIGHT RED STEMS IN WINTER. TOLERANT OF A VARIETY OF SOIL AND LIGHT CONDITIONS. **ZONE: 3-8**

#2	#3	#5
\$37.50	\$43.50	\$67

**CORNUS STOLONIFERA 'FLAVIRAMEA' (GOLDEN-TWIG DOGWOOD) - 6HX6W**

KNOWN FOR BRIGHT YELLOW WINTER STEMS. EXCELLENT BORDER SHRUB OR SINGLE SPECIMEN. TOLERANT TO DEER AND A VARIETY OF SOIL CONDITIONS INCLUDING MOIST SOILS. **ZONE: 3-8**

#5
\$67

**CORYLUS AVELLANA 'CONTORTA' (CORK SCREW HAZEL) - 10HX10W**

ROUNDED, MULTI STEM SHRUB. CORK SCREW BRANCHING GIVING HIGH WINTER INTEREST. PALE YELLOW-GREY MONOEICIOUS FLOWERS PRODUCE TOGETHER ON STEMS. **ZONE: 4-8**

#3
\$67

**COTINUS COGGYRIA (SMOKE TREE)**

UPRIGHT, LOOSE-SPREADING, MULTI-STEMMED, DECIDUOUS SHRUB. IT GETS ITS COMMON NAME FROM THE BILLOWY HAIRS ATTACHED TO ELONGATED STALKS ON THE SPENT FLOWER CLUSTERS WHICH TURN A SMOKY PINK TO PURPLISH PINK IN SUMMER, THUS COVERING THE TREE WITH SMOKE-LIKE PUFFS THROUGHOUT SUMMER.

**VARIETIES:**

-**'PURPLE SUPREME': 15HX15W** DARK PURPLE/RED LEAVES TURN BRICK RED IN FALL, RED FLOWER BLOOM LATE SPRING **ZONE: 5-8**

-**'ROYAL PURPLE': 15HX20W** MULTI-STEMMED SHRUB FORMS AN URN-SHAPED PLANT AT MATURITY. BEAUTIFUL DEEP PURPLE-RED LEAVES HOLD THEIR COLOR THROUGHOUT THE SUMMER. TINY YELLOW FLOWERS. **ZONE: 4-8**

-**'VELVETEENY': 3HX3W** PETITE FORM OFFERS SMOOTH PURPLE FOLIAGE AND FEATHERY PLUMES. GROWS WELL IN AVERAGE, WELL-DRAINED SOIL CONDITIONS AND REQUIRES LITTLE TO NO PRUNING. **ZONE: 4-8**

-**'WINECRAFT BLACK': 5HX5W** DWARF VARIETY WITH DARK PURPLE FOLIAGE TURNING ALMOST BLACK IN THE SUMMER HEAT. FALL FOLIAGE IS BRIGHT ORANGE/RED. **ZONE: 4-8**

#3	#5	#7	#10
\$43.50	\$61.50	\$81.50	\$119

**COTONEASTER APICULATUS (CRANBERRY COTONEASTER) - 2HX5W**

DENSE, SOMEWHAT MOUNDING SHRUB WITH STIFFLY ARCHING BRANCHES. SMALL PINKISH FLOWERS IN LATE SPRING GIVE WAY TO RED (CRANBERRY-LIKE) BERRIES PERSISTING INTO WINTER. GREEN LEAVES TURN ATTRACTIVE SHADES OF PURPLE, RED AND BRONZE IN AUTUMN. **ZONE: 4-7**

**VARIETIES:**

-**'TOM THUMB': 2HX5W,** TINY GLOSSY LEAVES GRACE THE ARCHING BRANCHES OF THIS TIDY, COMPACT VARIETY. SPREADS AS A DENSE MOUND REQUIRING LITTLE TO NO PRUNING TO MAINTAIN ITS SHAPE. BRIGHT RED TO BURGUNDY FALL FOLIAGE HUES.

#2	#3
\$37.50	\$43.50

**COTONEASTER HORIZONTALIS (ROCKSPRAY COTONEASTER) - 1.5HX6W**

COOL FALL TEMPERATURES BRING A BRILLIANT FLUSH OF COLOR TO FINELY TEXTURED, GLOSSY FOLIAGE. HIGHLY ORNAMENTAL RED BERRIES ON THIS EXCELLENT, SPREADING GROUND-COVER WITH THICK INTERTWINING, ARCHING BRANCHES. TOUGH, EASY AND ADAPTABLE. WITHSTANDS POOR SOILS AND DROUGHT, WHEN ESTABLISHED. **ZONE: 5-7**

#2	#3
\$37.50	\$43.50

**CRATAEGUS CRUS-GALLI (THORNLESS COCKSPUR HAWTHORN) - 20HX20W**

(N) IN ADDITION TO ITS ABUNDANT WHITE FLORAL DISPLAY IN LATE SPRING, ATTRACTIVE SILVER BARK, COLORFUL FALL FOLIAGE, AND SHOWY FRUIT, THIS THORNLESS VARIETY TOLERATES JUST ABOUT ANY CHALLENGE YOU CAN GIVE IT.

**ZONE: 3-8**

1.5"	1.75"
\$199	\$249



**CRATAEGUS PHAENOPYRUM 'LUSTRE' (WESTWOOD HAWTHORN) - 30HX30W**

(N) A CULTIVAR OF WASHINGTON HAWTHORN. DENSE, THORNY, BRANCHING WITH DARK GREEN FOLIAGE IN SUMMER TURNS ORANGE-RED COLOR IN FALL. **ZONE: 3-8**

1.5"	1.75"
\$199	\$249



**CRATAEGUS VIRIDIS 'WINTER KING' (WINTER KING HAWTHORN) - 25HX25W**

(N) BROADLY OVAL SHAPED. HAS WHITE FLOWERS, BRIGHT RED FRUIT, AND YELLOW FALL COLOR. ONE OF THE MOST RESISTANT HAWTHORN SPECIES. **ZONE: 4-7**

1.5"	1.75"	2"	2.5"
\$199	\$249	\$299	\$349



**DEUTZIA GRACILIS 'NIKKO' (DWARF NIKKO DEUTZIA) - 2HX5W**

A WONDERFUL SPRING ACCENT BECOMES QUITE SHOWY WHEN COVERED BY DOUBLE BLOOMS. LOW GROWING DWARF SHRUB, BRIGHT GREEN LEAVES ON ARCHING BRANCHES DISPLAY DEEP BURGUNDY FALL COLOR. **ZONE: 5-8**

#2	#3
\$37.50	\$43.50

**DEUTZIA X 'YUKI CHERRY BLOSSOM' (YUKI CHERRY BLOSSOM DEUTZIA) - 2HX2W**

FRAGRANT, CHERRY BLOSSOM FLOWERS ARE CREAMY WHITE WITH MAGENTA MARKINGS ON THE OUTER SURFACE OF THE DELICATE PETALS, ILLUMINATING DARK GREEN FOLIAGE IN SPRING. LOW GROWING, SPREADING SHRUB. DEEP BURGUNDY FALL FOLIAGE. **ZONE: 5-8**

#2	#3
\$37.50	\$43.50

**DEUTZIA 'YUKI SNOWFLAKE' (YUKI SNOWFLAKE DEUTZIA) - 2HX2W**

ELEGANT PURE WHITE FLOWERS IN SPRING COVER THIS VERY COMPACT, MOUNDED SHRUB EACH SPRING. DARK GREEN LEAVES TURN BURGUNDY IN FALL. **ZONE: 5-8**

#2	#3
\$37.50	\$43.50

**DIERVILLA X 'KODIAK BLACK' (BUSH HONEYSUCKLE) - 4HX4W**

(N) THIS TOUGH, EASY-GROWING SHRUB IS A STANDOUT WITH ITS DARK BURGUNDY-BLACK FOLIAGE. THE COLOR IS ESPECIALLY INTENSE IN SPRING AND AUTUMN. THE BRIGHT YELLOW FLOWERS ADD CONTRAST IN EARLY SUMMER. THIS IS A DURABLE NATIVE THAT THRIVES IN SUN OR SHADE, AND IS A VERY USEFUL LANDSCAPE PLANT. **ZONE: 3-7**

#3
\$43.50

**DIERVILLA X 'KODIAK ORANGE' (BUSH HONEYSUCKLE) - 3HX4W**

(N) DENSELY BRANCHED WITH YELLOW ORANGE TRUMPET SHAPED FLOWERS THROUGH THE SUMMER. DARK GREEN LEAVES EMERGE ORANGE IN SPRING AND TURN SHADES OF YELLOW AND ORANGE IN FALL. NOT INVSIVE LIKE HONYSUCKLE VINE. **ZONE: 3-7**

#3
\$43.50

**EUONYMUS ALATUS 'COMPACTUS' (DWARF BURNING BUSH) - 8HX8W**

SENSATIONAL ACCENT OR HEDGE SPECIMEN. INTENSE SCARLET RED FALL COLORING.

INTERESTING COMPACT, MOUNDED FORM DISPLAYS ATTRACTIVE RICH GREEN LEAVES. **ZONE: 4-9**

#3	#5	#7
\$43.50	\$61.50	\$81.50

**EUONYMUS FORTUNEI (WINTERCREEPER)**

DENSE, BROAD-LEAF TO SEMI-EVERGREEN PLANT THAT COMES IN A VARIETY OF FORMS. FOLIAGE REMAINS ALL YEAR ROUND. TOLERANT OF A WIDE RANGE OF TEMPERATURES.

**VARIETIES:**

-**BLONDY: 2HX2W**, BRIGHT YELLOW LEAVES WITH DARK GREEN MARGINS. **ZONE: 5-8**

-**EMERALD GAITY: 4HX6W**, DEEP GREEN LEAVES, WHITE EDGES, PINK IN WINTER. **ZONE: 5-9**

-**EMERALD GOLD SPLASH: 2HX2W**, SOFT GREEN AND YELLOW LARGE ROUND LEAVES. **ZONE: 5-8**

-**EMERALD 'N GOLD: 2HX2W**, BRIGHT GREEN LEAVES W/ GOLD EDGES, PINK IN FALL. **ZONE: 5-9**

-**MOONSHADOW: 3HX5W**, DARK GREEN MARGINS WITH LARGE YELLOW CENTER. **ZONE: 5-9**

-**SUNSPOT: 3HX6W**, DARK GREEN LEAVES WITH YELLOW SPOTS. **ZONE: 5-7**

#2	#3
\$37.50	\$43.50

**FAGUS SYLVATICA (COMMON/EUROPEAN BEECH)**

LOW MAINTENANCE SHADE TREE HAS DENSE UPRIGHT OVAL CROWN. SIMILAR TO THE AMERICAN BEECH, HAS A SMALLER SIZE AND DARKER BARK.

**VARIETIES:**

-**'ASPENIFOLIA' (FERNLEAF): 25HX10W**

MUSCULAR BRANCHES WITH FERN-LIKE GREEN FOLIAGE. AUTUMN FOLIAGE COLOR TURNS A GOLDEN BROWN. TOLERANT TO MANY SOIL CONDITIONS. **ZONE: 4-7**

-**'DAWYCK PURPLE': 40HX12W**

PURPLE LEAF FORM. HOLDS ITS PURPLE LEAF COLOR WELL IN THE SUMMER. YELLOW GREEN FLOWERS BLOOM MID-LATE SPRING. **ZONE: 4-7**

-**'PENDULA': 50HX30W**

WEeping CULTIVAR WITH LOTS OF VARIATION IN SHAPE BETWEEN SPECIMENS. TWO PRIMARY FORMS: UPRIGHT CENTRAL TRUNK WITH MAIN BRANCHES WEeping OR BROAD CROWN WITH SPREADING MAIN BRANCHES AND DROOPING SIDE BRANCHES. **ZONE: 4-7**

-**'RIVERSII': 50HX40W**

FOLIAGE EMERGES DEEP PURPLE IN SPRING, FADES TO PURPLE GREEN IN SUMMER AND FINALLY TURNS COPPER IN AUTUMN. **ZONE: 4-7**

-**'ROTUNDIFOLIA' (ROUND LEAF): 40HX30W**

SHINY, ROUNDED DARK GREEN LEAVES THAT ARE NOTABLY DIFFERENT FROM THIS SPECIES. LEAVES EMERGE LIGHT GREEN IN SPRING, MATURE TO DARK GREEN, TURN A HARVEST GOLD IN FALL. **ZONE: 4-7**

1.5"	2"	2.5"
\$289	\$349	\$449

-**'PURPLE FOUNTAIN': 25HX15W**

PURPLE FOLIAGE ON A COLUMNAR, NARROW, WEeping CANOPY. ONE OF THE SLOWER GROWING VARIETIES. **ZONE: 4-7**

2"
\$429



**FAGUS SYLVATICA 'TRICOLOR' (TRICOLOR BEECH) 30HX20W**

BEAUTIFUL FOLIAGE IS THIS TREE'S STAR ATTRACTION. MARGINS OF ITS PURPLE-BRONZE LEAVES ARE IRREGULARLY COLORED WITH SPLASHES OF ROSE, PINK AND CREAM. **ZONE: 4-7**



1.5"

\$439

**FORSYTHIA X INTERMEDIA (FORSYTHIA)**

BRILLIANT SMALL YELLOW FLOWERS BLOOM EARLY SPRING. EARLY BLOOM MAKES THIS SHRUB A TRUE HARBINGER OF SPRING. FLOWERS COVER WHOLE PLANT BEFORE LEAVES FORM. **ZONE: 5-8**

**VARIETIES:**

-**'COURTASOL' (GOLDEN TIDE): 2HX4W**, DWARF CULTIVAR WITH COMPACT SPREADING SHAPE.

-**'LYNWOOD GOLD': 9HX9W**, DROUGHT TOLERANT SHRUB WITH UPRIGHT BRANCHING

-**'SHOW OFF SUGAR BABY': 2.5HX3W**, VERY COMPACT, DWARF VARIETY, YELLOW FLOWERS.

-**'SHOW OFF STARLET': 3HX3W**, DWARF VARIETY WITH IMPROVED FLOWER DISPLAY.

#2

#3

#5

\$37.50

\$43.50

\$61.50

**FORSYTHIA X 'MEADOWLARK' (MEADOWLARK FORSYTHIA) - 8HX10W**

BRILLIANT YELLOW FLOWERS BLOOM EARLY SPRING. ONE OF THE HARDEST FORSYTHIAS WITH BUD SET AT EXTREMELY COLD TEMPERATURES. FAST GROWING SEMI-ARCHING HABIT. **ZONE: 5-8**

#3

\$43.50

**FOTHERGILLA GARDENII (DWARF FOTHERGILLA) - 4HX4W**

ATTRACTIVE IN 3 SEASONS; FRAGRANT SHOWY SPRING FLOWERS, GREEN LEAVES IN SUMMER AND BRILLIANT YELLOW, RED, ORANGE FALL COLOR. LOW, DENSE, BUSHY SHRUB. **ZONE: 5-8**

**FOTHERGILLA GARDENII 'MOUNT AIRY' (DWARF FOTHERGILLA) - 5HX5W**

HYBRID CULTIVAR WITH FRAGRANT WHITE FLOWERS THAT BLOOM IN SPRING AFTER DARK GREEN FOLIAGE EMERGES. FOLIAGE TURNS SHADES OF YELLOW, ORANGE, AND RED IN FALL. **ZONE: 5-8**

#3

\$51

**GINKGO BILOBA (GINKGO TREE)**

TREE WITH FAN SHAPED LEAVES. FOLIAGE IS RICH GREEN IN THE SUMMER THAT TURNS BRIGHT YELLOW IN FALL. FEMALE FORM PRODUCES POTENT FRUIT LIKE SEEDS. MALE FORM PRODUCES NO FRUIT.

**VARIETIES:**

-**'AUTUMN GOLD': 40HX25W**

MALE CULTIVAR. CROWN IS SYMMETRICAL AND BROADLY SPREADING. FALL FOLIAGE IS A UNIFORM GOLDEN/YELLOW THAT LASTS. **ZONE: 3-8**

-**'GOLDEN GLOBE': 40HX30W**,

MALE CULTIVAR WITH AN OVAL CROWN AND DENSE BRANCHING. IS THE FASTEST GROWING MALE GINKGO. GREEN LEAVES TURN GOLDEN YELLOW IN FALL. **ZONE: 5-9**

-**'MAGYAR': 50HX30W**

MALE CULTIVAR WITH STRONG UPRIGHT FORM. SLIGHTLY BROADER FORM THAN 'PRINCETON SENTRY'. GREEN LEAVES TURN A YELLOW GOLD IN FALL. **ZONE: 3-8**

-**'PRINCETON SENTRY': 40HX15W**

MALE CULTIVAR. NARROW, COLUMNAR FORM. LEAVES TURN A GOLDEN YELLOW IN FALL AND LAST A COUPLE WEEKS UNTIL THEY DROP QUICKLY. **ZONE: 3-8**

1.5"


1.75"

2"

\$249

\$299

\$349



## GLEDITSIA TRIACANTHOS (HONEYLOCUST)

TALL, ROUNDED CROWN PRODUCES SHOWY WHITISH GREEN-YELLOW FLOWERS, BLOOM LATE SPRING, AND DARK PURPLE-BROWN SEED PODS. SMALL GREEN LEAFLETS TURN AN EXCELLENT YELLOW IN FALL. TOLERANT TO VARIOUS SOIL MOISTURES.

### VARIETIES:

#### -'DRAVES' (STREET KEEPER): 45HX20W

NARROW FORM, STURDY ACCENT OR STREET TREE WITH A HIGH CANOPY. **ZONE: 4-8**

#### -'HARVE' (NORTHERN ACCLAIM): 45HX35W

THIS THORNLESS WAS SELECTED FOR ITS COLD HARDINESS IN THE RUGGED ENVIRONMENT OF THE GREAT PLAINS. NORTHERN ACCLAIM™ DEVELOPS A MORE UPRIGHT SHAPE THAN MOST, SIMILAR TO SKYLINE™. **ZONE: 3-8**

#### -'IMPCOLE' (IMPERIAL): 40HX30W

THIS THORNLESS AND ALMOST SEEDLESS VARIETY HAS A COMPACT FORM. GOOD STREET TREE. **ZONE: 3-8**

#### -'SHADEMASTER': 60HX35W

THIS EASY TO GROW TREE HAS A SYMMETRICAL FORM WITH ASCENDING BRANCHES. FOLIAGE REMAINS GREEN LONGER THAN OTHER HONEYLOCUST. **ZONE: 4-8**

#### -'SKYLINE': 70HX35W

IS A TOUGH THORNLESS TREE THAT CASTS A LIGHT SHADOW. **ZONE: 3-8**

#### -'SUNBURST': 50HX35W

STRONG PYRAMIDAL CROWN WITH GOLDEN TO BRIGHT GREEN LEAVES MAKE THIS TREE STAND OUT. WITHSTANDS EXTREME HEAT AND COLD. **ZONE: 3-8**

1.5"	1.75"	2"	2.5"	3"	3.5"	4"	4.5"	5"
\$199	\$249	\$299	\$349	\$449	\$549	\$649	\$749	\$899



## GYMNOCLADUS DIOICA (KENTUCKY COFFEE TREE) - 70HX50W

(N) OVAL CROWN, WITH BLUE-GREEN LEAFLETS IN SUMMER AND TURN AN ORDINARY YELLOW IN FALL. IN THE LATE SPRING GREENISH WHITE FLOWERS EMERGE AND GIVE WAY TO REDDISH BROWN FLAT PODS WHICH LAST THROUGH WINTER. **ZONE: 3-8**

2"	2.5"	3"
\$299	\$349	\$449



## HAMAMELIS VERNALIS (OZARK WITCH HAZEL) - 10HX15W

A SMALL TREE OR LARGE SHRUB WITH MULTIPLE, CROOKED STEMS FORMING AN IRREGULAR, OPEN CROWN. BRIGHT GOLDEN YELLOW FLOWER CLUSTERS APPEAR LATE WINTER-EARLY SPRING. COLD HARDY AND TOLERATES POOR SOILS AND VARYING MOISTURE. PERFECT SPECIMEN FOR SCREENS, HEDGES, AND BORDERS. **ZONE: 4-8**

#3
\$43.50



## HAMAMELIS VIRGINIANA (COMMON WITCH HAZEL) - 20HX15W

(N) LARGE SHRUB WITH AN IRREGULAR BRANCHING FORM. LARGE, ROUNDED, DARK-GREEN LEAVES OFTEN REMAIN INTO THE WINTER. FRUIT CAPSULES MATURE A YEAR AFTER FLOWERING. TOLERANT OF ROAD SALT AND CLAY SOIL. THIS IS A GREAT SPECIMEN PLANT OR FOR NATURALIZED LANDSCAPE. **ZONE: 3-8**

#3
\$43.50



## HIBISCUS SYRIACUS (ROSE OF SHARON)

VIGOROUS, UPRIGHT, VASE-SHAPED, SHRUB. MAY BE TRAINED AS A SMALL TREE OR ESPALIER. DEEP GREEN FOLIAGE. SHOWY, HOLLYHOCK-LIKE, FLOWERS (3" DIAMETER) APPEAR LATE SUMMER TO FALL. POLLINATOR FRIENDLY. GOOD ACCENT, MASS PLANTING, HEDGE/SCREEN PLANT. **ZONE: 5-8**

### VARIETIES:

- APHRODITE: 12HX10W**, SINGLE, HEAVILY RUFFLED, PINK BLOOMS WITH A RED EYE, NO SEEDS.
- ARDENS: 12HX10W**, EXTREMELY SHOWY, DOUBLE LILAC-PURPLE FLOWERS.
- AZURRI BLUE SATIN : 12HX6W**, DENSE FORM, LONG-BLOOMING, TRUE-BLUE OR VIOLET BLUE FLOWER WITH FEW TO NO SEEDS.
- BLUSHING BRIDE: 10HX6W**, LARGE DOUBLE BLOOM BLUSH PINK FLOWERS, POLLUTION TOLERANT.
- CHIFFON SERIES: 12HX6W**, LARGE, SINGLE BLUE, LAVENDER, PINK, OR WHITE FLOWERS WITH LACY CENTERS.
- LIL' KIM: 4HX4W**, DWARF, LONG LASTING WHITE BLOOMS WITH BOLD, MAROON EYE.
- LIL' KIM VIOLET: 4HX4W**, DWARF, RED-VIOLET FLOWERS WITH A DEEP, RED EYE.
- LUCY: 8HX6W**, STUNNING DISPLAY OF DOUBLE REDDISH-FUCHSIA STERILE FLOWERS.
- RED HEART: 10HX8W**, OUTSTANDING LARGE WHITE FLOWERS WITH RED CENTER.
- ROSE SATIN: 12HX6W**, LARGE, SINGLE ROSE-PINK FLOWERS WITH A RED EYE CENTER.
- SANCHOYO: 8HX6W**, EXOTIC, FULLY DOUBLE, PEONY-LIKE, DARK PINK FLOWERS.
- VIOLET SATIN: 12HX8W**, REBLOOMER, DARK PURPLE FLOWERS WITH DEEP RED EYE.
- WOODBIDGE: 10HX6W**, LARGE, SINGLE DEEP ROSY PINK FLOWERS WITH A RED CENTER, POLLUTION TOLERANT.

### SHRUB FORM      TREE FORM

#3	#7
\$46.50	\$135

## HYDRANGEA ANOMALA 'PETIOLARIS' (CLIMBING HYDRANGEA) - VINE 50-80'

VIGOROUS, DECIDUOUS, CLIMBING VINE, CLINGS TO SURFACES BY AERIAL ROOTLETS. SLOW-GROWING SHRUBBY HABIT UNTIL ESTABLISHED, THEN LONG STEMS ARE PRODUCED. MAGNIFICENT WHITE LACE-CAP FLOWERS BLOOM LATE SPRING. **ZONE: 4-8**

#1	#2	#3
\$24.75	\$43.50	\$61.50

## HYDRANGEA ARBORESCENS (SMOOTH/WILD HYDRANGEA)

IS A LOOSELY AND WIDELY BRANCHED DECIDUOUS SHRUB. NATIVE TO MOIST OR ROCKY WOODED SLOPES, RAVINES, STREAM BANKS AND BLUFF BASES FROM NEW YORK TO FLORIDA. ROUNDED WHITE BLOOMS ON NEW WOOD CONTINUOUSLY. DARK GREEN FOLIAGE.

### VARIETIES:

- ANNABELLE': 5HX6W**, NOTED FOR LARGE STERILE WHITE FLOWERS THAT BLOOM LATE SPRING EARLY SUMMER WITH A POTENTIAL FOR A DOUBLE BLOOM IN FALL. **ZONE: 3-9**
- FLOWERFULL: 4HX5W**, BOLD BLOOMS AND STURDY UPRIGHT STEMS THAT WON'T FLOP IN THE WIND AND RAIN.
- INCREDIBALL': 5HX5W**, STUNNING, MASSIVE FLOWERS EMERGE LIGHT GREEN TURNING WHITE BEFORE TURNING GREEN AGAIN. EXCELLENT HARDY SHRUB FOR NORTHERN CLIMATES. **ZONE: 3-8**
- INCREDIBALL 'BLUSH': 5HX5W**, BEAUTIFUL SILVERY-PINK FLOWERS. COMBINES THE RELIABILITY OF 'ANNABELLE' HYDRANGEA WITH IMPROVED STEM STRENGTH OF 'INVINCIBELLE'. **ZONE: 3-8**
- INVINCIBELLE 'LIMETTA': 3HX3W**, AN IMPROVED DWARF VARIETY. LIME-GREEN FLOWERS BLOOM EARLY SUMMER, TURN SOFT GREEN-WHITE, MATURING JADE GREEN. STURDY STEMS. **ZONE: 3-8**
- INVINCIBELLE 'MINI MAUVETTE': 3HX3W**, DEEP PINK-MAUVE FLOWERS BLOOM EARLY SUMMER THROUGH FROST. STURDY STEMS. **ZONE: 4-8**

#2	#3	#5
\$37.50	\$43.50	\$67

## HYDRANGEA ARBORESCENS VARIETIES CONTINUED:

- INVINCIBELLE 'RUBY': 4HX3W, DARK BURGUNDY RED FLOWERS BUDS OPEN TO TWO-TONED BRIGHT RUBY AND SILVERY-PINK FLOWER. STURDY STEMS. **ZONE: 3-8**
- INVINCIBELLE 'SPIRIT II': 3HX3W, CONTINUOUS PINK BLOOMS FROM MID-SUMMER TO FROST. STURDY STEMS. **ZONE: 3-8**
- INVINCIBELLE 'SUBLIME': 5HX5W, STURDY STEMS, LARGE CREAMY GREEN BLOOMS. **ZONE: 3-9**
- INVINCIBELLE 'WEE WHITE': 2HX2W, THE ONLY DWARF PURE WHITE 'ANNABELLE'. NATURALLY GROWS AS A TIDY, ROUNDED MOUND. LARGE WHITE FLOWER CLUSTERS. **ZONE: 3-8**

#2	#3	#5
\$37.50	\$43.50	\$67

## HYDRANGEA MACROPHYLLA (BIG LEAF HYDRANGEA)

ONE OF THE MOST WIDELY RECOGNIZED SPECIES OF HYDRANGEAS. THE SPECIES IS DIVIDED INTO TWO GROUPS: THE "MOPHEADS" WHICH HAVE GLOBE-SHAPED FLOWER BUNCHES MADE UP OF LARGE FLOWERS, AND THE "LACE-CAPS" HAVE FLATTENED FLOWER HEADS. VARIATIONS OF ROSE-PINK, VIOLET, AND BLUE FLOWERS ARE INFLUENCED BY SOIL PH.

### VARIETIES:

- 'BLOOMSTRUCK': 4HX4W, MOPHEAD, FLORIFEROUS CROSS OF 'ENDLESS SUMMER' AND 'TWIST 'N' SHOUT', MEDIUM FLOWER. **ZONE: 4-9**
- 'BLUSHING BRIDE': 4HX4W, MOPHEAD, RE-BLOOMING PURE WHITE THAT BLUSH PINK & BLUE. **ZONE: 5-9**
- 'DOUBLE DELIGHTS WEDDING GOWN': 2HX3W, FULLY DOUBLE WHITE BLOOMS, NOTABLY STRONG STEMS, A WELL-MOUNDED FORM. AND LUSH DARK GREEN FOLIAGE. **ZONE 5-9**
- 'DREAM CLOUD': 4HX4W, BRIGHT WHITE BLOOMS ARE SLOWER TO FADE THAN OTHER VARIETIES AND WILL AGE TO DEEP PINK IN CERTAIN CLIMATES. **ZONE 4-9**
- 'ENDLESS SUMMER': 4HX4W, MOPHEAD, ORIGINAL RE-BLOOMER ON NEW AND OLD WOOD. **ZONE: 4-9**
- 'FIRST EDITIONS ECLIPSE': 4HX4W, THE FIRST TRUE DARK-LEAF MOPHEAD HYDRANGEA, OFFERS SEASON-LONG BEAUTY WITH INTENSE, DARK PURPLE LEAVES PAIRED WITH GORGEOUS AMETHYST OR CRANBERRY-COLORED BLOOMS. **ZONE 5-9**
- 'L.A. DREAMIN': 5HX6W, MOPHEAD, VIGOROUS BLOOMER OF PINK, LAVENDER AND BLUE FLOWERS. **ZONE: 5-9**
- 'LET'S DANCE ARRIBA': 3HX3W, MOPHEAD, QUICK GROWER, VIBRANT AND DENSE BLOOMS IN ANY SOIL CONDITION. **ZONE: 4-9**
- 'LET'S DANCE BLUE JANGLES': 2HX3W, MOPHEAD, TIGHT, COMPACT HABIT, LARGE BLUE OR PINK FLOWER HEADS BLOOM ON NEW AND OLD WOOD. **ZONE: 5-9**
- 'LET'S DANCE LOVABLE': 4HX4W, GOT ITS NAME FOR BEING INCREDIBLY BEAUTIFUL AND DEPENDABLE. ITS BLOOMS ARE INTENSELY COLORED PINK, PURPLE, OR BLUE DEPENDING ON THE SOIL CHEMISTRY. **ZONE 5-9**
- 'LET'S DANCE RAVE': 3HX3W, MOPHEAD, RICH VIOLET-PURPLE TO PINK BLOOMS. RELIABLE RE-BLOOMER. **ZONE: 5-9**
- 'LET'S DANCE RHYTHMIC BLUE': 4HX4W, MOPHEAD, NO PRUNE REBLOOMING HYDRANGEA **ZONE: 5-9**
- 'LET'S DANCE SKY VIEW': 3HX4W, MOPHEAD, EASY TO TURN FLOWERS BLUE. **ZONE: 4-9**
- 'POPSTAR': 3HX3W, LACECAP, BLUE OR PINK BLOOMS, COMPACT SMALL SHRUB, NO PRUNING NEEDED. **ZONE: 4-9**
- 'SUMMER CRUSH': 3HX3W, MOPHEAD, DWARF. PROFUSION OF BIG RASPBERRY & NEON PURPLE BLOOMS. **ZONE: 4-9**
- 'TWIST 'N' SHOUT': 4HX4W, LACECAP, REBLOOMING, PINK OR PERIWINKLE BLUE. **ZONE: 4-9**
- 'WEE BIT GIDDY': 2HX2W, INTENSE RED FLOWER COLOR AND NEAT, DWARF HABIT. **ZONE 5-9**
- 'WEE BIT GRUMPY': 2.5HX2.5W, BIG, FULL BLOOMS TAKE ON A MOODY, DRAMATIC DEEP PURPLE-BLUE IN ACIDIC SOILS AND BRIGHT RED IN ALKALINE. **ZONE 5-9**
- 'WEE BIT INNOCENT': 2.5HX2.5W, LUSH MOPHEAD BLOOMS FILL WITH PASTEL PINKS, BLUES, AND PURPLES. **ZONE 5-9**

8" POT	#2	#3	#5
\$24.75	\$37.50	\$43.50	\$67

## HYDRANGEA PANICULATA (PANICLE HYDRANGEA)

PRODUCES GRACEFULLY ARCHING BRANCHES AND PYRAMIDAL CLUSTERS OF WHITE TONES, THEN SHADES OF PINK-PURPLE BLOSSOMS. CAN BE TRAINED INTO SINGLE STEM TREE FORM.

### VARIETIES:

- BOBO**: 3HX3W, LARGE, CREAM COLOR BLOOMS MAY GET PINK HUE TOWARDS FALL. **ZONE: 3-8**
- FIRE LIGHT**: 8HX8W, KNOWN FOR ITS LARGE, FULL FLOWER HEADS AND STRONG STEMS. CREAMY-WHITE FLOWERS MATURE TO A VIBRANT RED. **ZONE: 3-8**
- FIRE LIGHT TIDBIT**: 3HX3W, VERY PETITE MOUNDED FORM HAS WHITE FLOWERS THAT DEVELOP TO PINKS AND REDS. **ZONE: 3-8**
- GRANDIFLORA**: 12HX12W, VERY WINTER HARDY, WHITE AGING TO PINK BLOOMS ON CURRENT SEASON'S WOOD. **ZONE: 3-8**
- LIMELIGHT**: 8HX8W, MID-SUMMER CHARTREUSE YELLOW BLOOMS THAT AGE TO PINK. **ZONE: 3-9**
- LIMELIGHT PRIME**: 6HX5W, EARLIER BLOOM THAN 'LIMELIGHT' WITH BOLDER, BRIGHTER COLORS. **ZONE: 3-8**
- LITTLE HOTTIE**: 4HX4W; COMPACT PLANT WITH BRILLIANT WHITE BLOOMS THAT STAND UP TO THE WARM SUMMER SUN WITHOUT BURNING. **ZONE: 3-8**
- LITTLE LIME**: 4HX4W, DWARF FORM OF 'LIMELIGHT' WITH SAME COLORING. **ZONE: 3-8**
- LITTLE LIME PUNCH**: 4HX4W; BLOOMS EMERGE LIME GREEN, THEN CHANGE PROGRESSIVELY FROM THE BOTTOM UP IN A GORGEOUS ARRAY OF WHITE, LIGHT PINK, AND RICH HAWAIIAN PUNCH RED! **ZONE: 3-9**
- LITTLE QUICK FIRE**: 5HX4W, DWARF FORM OF 'QUICK FIRE' WITH SAME COLORING. **ZONE: 3-8**
- PEE GEE**: 15HX15W, VERY LARGE WHITE FLOWERS AGE TO PINK. **ZONE: 3-8**
- PHANTOM**: 10HX10W, LARGE CREAMY GREEN-WHITE FLOWERS AGE TO PINK. **ZONE: 3-8**
- PINK DIAMOND**: 15HX15W, UPRIGHT, CONE SHAPED WHITE FLOWERS AGE TO PINK. **ZONE: 4-8**
- PINKY WINKY**: 8HX6W, FLOWERS OPEN WHITE AND TURN PINK FROM BOTTOM. **ZONE: 3-8**
- PINKY WINKY PRIME**: 8HX8W; TRULY MASSIVE BLOOMS ON A BIG, HEARTY HABIT SET PINKY WINKY PRIME, APART **ZONE: 3-9**
- PUFFER FISH**: 4HX4W FLUFFY WHITE BLOOMS THAT ENGULF THE ENTIRE PLANT. THE FLOWERS OPEN AND MATURE TO A PURE WHITE AND AGE LIME GREEN. A TIGHT, COMPACT HABIT WITH STEMS STRONG ENOUGH TO HOLD ITS BLOOMS. **ZONE: 3-9**
- QUICK FIRE**: 8HX6W, EARLY BLOOMER, WHITE FLOWERS TURN DARK, ROSY PINK. **ZONE: 3-8**
- QUICK FIRE FAB**: 8HX6W, EARLIEST BLOOM TIME, FLOWERS BECOME DARKER AND BRIGHTER THROUGH SUMMER. **ZONE: 3-8**
- TARDIVA**: 12HX10W, UPRIGHT QUICK GROWING SHRUB. SHOWY, STERILE, FLOWER PANICLES MATURE FROM WHITE TO A PURPLE-PINK. **ZONE: 3-8**
- TINY QUICK FIRE**: 2HX2W, SMALLEST OF THE QUICK FIRES WITH SIMILAR BLOOMS THAT EMERGE WHITE AND AGE TO A RED-PINK **ZONE: 3-9**
- VANILLA STRAWBERRY**: 7HX5W, FLOWERS OPEN WHITE, AGE STRAWBERRY-PINK. **ZONE: 3-8**

### SHRUB FORM

#2	#3	#5	#7	#10	4'		#7	30"HD
\$37.50	\$43.50	\$67	\$89	\$109	\$159		\$135	\$299

### TREE FORM

## HYDRANGEA QUERCIFOLIA (OAKLEAF HYDRANGEA)

UPRIGHT, BROAD-ROUNDED, DECIDUOUS SHRUB. PRODUCES PYRAMIDAL PANICLES OF WHITE FLOWERS IN SUMMER ON EXFOLIATING BRANCHES WITH LARGE, OAK-LIKE, DARK GREEN LEAVES.

### VARIETIES:

- GATSBY GAL**: 5HX5W, A LITTLE SMALLER THAN OTHER OAKLEAF HYDRANGEAS, BUT WITH IMPRESSIVELY LARGE FLOWERS, AND LOTS OF THEM. FULL PANICLES OF PURE WHITE BLOOMS ARE HELD UPRIGHT ABOVE THE FOLIAGE. **ZONE: 5-9**
- GATSBY MOON**: 8HX8W, TIGHTLY PACKED PURE WHITE FLORETS CREATE VERY FULL, CONICAL PANICLES WITH UNIQUE 'QUILTED EFFECT' THAT AGE TO GREEN. GREEN LEAVES TURN WINE-RED IN FALL. **ZONE: 5-9**
- GATSBY PINK**: 8HX8W, LARGE SHOWY BLOOMS, QUICKLY TRANSFORM FROM PURE WHITE TO GLORIOUS PINK. DARK-GREEN FOLIAGE TURNS BURGUNDY-RED IN FALL. **ZONE: 5-9**
- LIL' ANNIE**: 3HX4W, COMPACT VARIETY. STUNNING FLOWERS ARE A HOST FOR BENEFICIAL POLLINATORS. BURGUNDY FALL FOLIAGE EXTENDS THE GARDEN SEASON. **ZONE: 5-9**

#2	#3	#5	#7
\$37.50	\$43.50	\$67	\$89

**HYDRANGEA QUERCIFOLIA VARIETIES CONTINUED:**

- 'JET STREAM': 6HX5W**, STRONG STEMS, WHITE FLOWERS MATURE TO LIGHT PINK. **ZONE: 5-9**
- 'MUNCHKIN': 4HX4W**, PROFUSION OF ROBUST FLOWER CLUSTERS THAT OPEN WHITE AND AGE TO PINK, REMAINING UPRIGHT EVEN AFTER HEAVY RAIN. DARK GREEN FOLIAGE TURNS BRILLIANT MAHOGANY IN FALL. **ZONE: 5-9**
- 'PEE WEE': 4HX3W**, DWARF VARIETY. WHITE FLOWERS FADE TO PINK. BRONZE, CRIMSON AND PURPLE FALL FOLIAGE, AND EXFOLIATING CINNAMON BARK. **ZONE: 5-9**
- 'RUBY SLIPPERS': 4HX4W**, WHITE FLOWERS AGE TO DEEP PINK. GREEN FOLIAGE TURNS MAHOGANY IN FALL. **ZONE: 5-9**
- 'SNOW QUEEN': 5HX6W**, LARGE CLUSTERS OF WHITE FLOWERS TURN ROSE PINK. FOLIAGE TURNS DEEP RED-BRONZE IN FALL. EXFOLIATING TAN-BROWN BARK. **ZONE: 5-9**
- 'QUEEN OF HEARTS': 6HX9W**, WHITE FLOWERS, MATURE TO PINK. MAHOGANY RED IN FALL. **ZONE: 5-9**
- 'TOY SOLDIER': 4HX4W**; WHITE AND GREEN FLOWERS SIT ATOP STURDY STEMS EACH SUMMER AND FALL WITH FOLIAGE THAT CHANGES TO ORANGE BEFORE A RICH VERMILLION RED IN AUTUMN. **ZONE: 5-9**

#2	#3	#5	#7
\$37.50	\$43.50	\$67	\$89

**HYDRANGEA SERRATA (MOUNTAIN HYDRANGEA)**

SIMILAR TO BIG LEAF HYDRANGEA, BUT A SMALLER, MORE COMPACT SHRUB WITH SMALLER FLOWERS AND LEAVES. FLOWERS APPEAR IN FLATTENED CLUSTERS (LACECAP FORM). NATURALLY COLD HARDY.

**VARIETIES:**

- 'TINY TUFF STUFF': 2HX2W**, RE-BLOOMER THAT IS EXTREMELY BUD-HARDY. PRODUCES ABUNDANT LACECAP FLOWERS THAT RANGE FROM BLUE TO PINK TO WHITE. PERFECT FOR REFINED GARDENS. **ZONE: 5-9**
- 'TINY TUFF STUFF AH-HA': 3HX3W**, ONE OF THE MOST PROLIFIC RE-BLOOMING HYDRANGEAS. CONSTANTLY CREATING FLOWER BUDS ON NEW GROWTH FOR A CONTINUOUS SUPPLY OF FABULOUS BLOOMS FROM EARLY SUMMER THROUGH FROST. BLOOMING PINK OR BLUE DEPENDING ON SOIL PH. **ZONE: 5-9**
- 'TINY TUFF STUFF RED': 3HX3W**, RE-BLOOMER, WITH FLOWERS THAT ARE A DEEP PINK-RED COLOR WHICH IS SET OFF BY LUSTROUS, DEEP GREEN FOLIAGE. **ZONE: 5-9**

#2	#3	#5
\$37.50	\$43.50	\$67

**ILEX VERTICILLATA (WINTERBERRY) - 8HX8W**

(N) OVAL TO ROUNDED, DECIDUOUS SHRUB WITH RICH, DEEP GREEN FOLIAGE. BEARS BRIGHT RED BERRIES FALL INTO WINTER. BEST PRODUCTION IN FULL SUN WITH A CROSS-POLLINATOR.

**VARIETIES:**

- 'BERRY HEAVY': 7HX7W**, IMPROVED FRUIT SETTING. **ZONE: 3-9**
- 'JIM DANDY': 6HX8W**, HARDY MALE, RICH DEEP GREEN FOLIAGE. EARLY FLOWER. **ZONE: 3-9**
- 'RED SPRITE': 4HX4W**, EARLY FLOWERING, POLLINATOR FOR 'JIM DANDY'. **ZONE: 3-9**
- 'SOUTHERN GENTLEMAN': 8HX8W**, HARDY MALE, RICH GREEN FOLIAGE. LATE FLOWERING. **ZONE: 3-9**

#3
\$43.50

## ILEX X MESERVEAE (BLUE HOLLY)

NAMED FOR THE GLOSSY BLUE-GREEN LEAVES. IS A DENSE, VIGOROUS SHRUB. INSIGNIFICANT FLOWERS BLOOM IN LATE SPRING. FEMALE PLANTS HAVE GLOSSY RED FRUIT THAT LAST INTO WINTER. MALE PLANTS DO NOT PRODUCE BERRIES.

### VARIETIES:

- 'BLUE MAID'**: 10HX8W, FEMALE, BLUE-GREEN FOLIAGE ON PURPLE STEMS. **ZONE: 5-9**
- 'BLUE PRINCE'**: 12HX12W, MALE, DARK PURPLE STEMS, GOOD POLLINATOR. **ZONE: 4-7**
- 'BLUE PRINCESS'**: 15HX10W, FEMALE, BLUE-GREEN FOLIAGE ON PURPLE STEMS. **ZONE: 4-9**
- 'BLUE STALLION'**: 12HX10W, MALE, UPRIGHT PYRAMIDAL FORM. **ZONE: 5-9**
- 'CASTLE SPIRE'**: 8HX4W, FEMALE, PYRAMIDAL FORM, GREEN-WHITE FLOWERS. **ZONE: 5-7**
- 'CASTLE WALL'**: 8HX4W MALE WITH DARK GLOSSY LEAVES AND NARROW HABIT. **ZONE: 5-7**
- 'CHINA GIRL & BOY'**: 10HX8W, BOTH MALE AND FEMALE, OPTIMAL FRUITING. **ZONE: 5-9**
- 'CHINA GIRL'**: 10HX8W, FEMALE, UPRIGHT DENSE FORM. **ZONE: 5-9**

#3	#5
\$43.50	\$61.50

## ILEX X MESERVEAE ROYAL FAMILY': 10HX8W

A PROFUSION OF BRIGHT RED BERRIES FALL THROUGH WINTER IS ASSURED BECAUSE A MALE POLLENIZER IS PLANTED IN THE SAME CONTAINER. DENSE, DARK BLUE-GREEN FOLIAGE ON BLUE-PURPLE STEMS CREATES A BEAUTIFUL SPECIMEN OR HEDGE; TOLERATES SHEARING WELL. LONG LASTING ORNAMENTAL FRUIT IS GREAT FOR USE AS A HOLIDAY DECORATION. **ZONE: 5-7**

#3	#5
\$49	\$89

## ITEA VIRGINICA (VIRGINIA SWEETSPIRE)

FRAGRANT, SMALL, WHITE FLOWERS BLOOM LATE SPRING TO EARLY SUMMER. KNOWN FOR ITS FALL COLOR, SIMILAR TO BURNING BUSH, BUT NATIVE TO NORTH AMERICA AND POLLINATOR FRIENDLY! WILL TOLERATE WET CONDITIONS. GROWS IN FULL SUN TO FULL SHADE. **ZONE: 5-9**

### VARIETIES:

- 'FIZZY MIZZY'**: 2.5HX2.5W, PETITE SIZE WITH SEAMLESSLY UNIFORM, THICK, DARK GREEN FOLIAGE. ABUNDANT WHITE UPRIGHT FLOWER SPIKES.
- 'HENRY'S GARNET'**: 5HX6W, BRILLIANT RED-PURPLE FALL FOLIAGE COLOR LASTS INTO WINTER TO MAKE THIS STANDOUT IN THE LANDSCAPE. FRAGRANT FLOWERS ADD TO THE YEAR ROUND INTEREST.
- 'LITTLE HENRY' (SPRICH)**: 2'Hx2.5'W, DWARF CULTIVAR; COMPACT, MOUNDED HABIT. GREEN SUMMER FOLIAGE CHANGES TO A BRILLIANT MULTITUDE OF ORANGES AND REDS IN THE FALL.
- 'LOVE CHILD'**: 4HX4W, ROUNDED FORM WITH BRIGHT GREEN FOLIAGE TURNS SHADES OF BURGUNDY IN FALL. WHITE FLOWER CLUSTERS BLOOM ABOVE THE FOLIAGE.
- 'SCENTLANDIA'**: 3HX3W, DWARF CULTIVAR WITH ROUNDED COMPACT HABIT. FRAGRANT, SMALL, WHITE FLOWERS BLOOM LATE SPRING. FALL FOLIAGE TURNS SHADES OF BRIGHT ORANGE AND RED.

#2	#3	#7
\$37.50	\$43.50	\$89

## JUNIPERUS CHINENSIS (SPREADING CHINESE JUNIPER)

EVERGREEN SHRUB WITH MULTIPLE USES INCLUDING ACCENT PLANTINGS, NATURALIZATION & STABILIZATION, AND GROUND COVER. TOLERANT TO DROUGHT, POLLUTION, AND DEER.

### VARIETIES:

- 'ANGELICA BLUE'**: 5HX10W, FINE TEXTURED, BRIGHT BLUE FOLIAGE. **ZONE: 4-9**
- 'AUREA PFITZER' (GOLD TIP)**: 4.5HX12W, GOLDEN FOLIAGE TURNS YELLOW GREEN BY WINTER. **ZONE: 4-9**
- 'BLUE PFITZER'**: 7HX10W, SILVERY-BLUE FOLIAGE ON UPRIGHT ARCHING BRANCHES. **ZONE: 4-9**
- 'CASINO GOLD'**: 3HX4W, GOLD TIP WITH GRACEFUL HABIT. **ZONE: 5-8**
- 'COMPACT PFITZER'**: 3HX6W, MEDIUM GREEN NEEDLES, FRAGRANT BLUE BERRIES. **ZONE: 4-8**

#2	#3	30"
\$28	\$36.50	\$89

**JUNIPERUS CHINENSIS VARIETIES CONTINUED:**

- DAUB'S FROSTED': 1.5HX5W:** GOLDEN YELLOW, FROSTED FOLIAGE TIPS CREATE A STRIKING CONTRAST TO THE PENDULOUS, BLUE-GREEN, MATURE FOLIAGE. **ZONE: 4-9**
- GLAUCA PFITZER': 6HX8W,** ARCHED BRANCHES, SILVER-BLUE FOLIAGE, BLUE BERRIES. **ZONE: 4-9**
- GOLD LACE': 4HX6W,** VIBRANT GOLD FOLIAGE. **ZONE: 4-9**
- GOLD STAR': 4HX6W,** GREEN INNER, YELLOW OUTER FOLIAGE. **ZONE: 4-9**
- HETZI GLAUCA': 8HX10W,** UPRIGHT FOUNTIAN LIKE SPREADING FORM, FROSTY BLUE-GREEN FOLIAGE. **ZONE: 4-9**
- KALLAYS COMPACT': 3HX6W,** GREEN NEEDLES. FEMALE PRODUCES BLUE BERRIES. **ZONE: 4-9**
- OLD GOLD': 3HX5W,** KNOWN FOR THE BRONZE-GOLD FOLIAGE. **ZONE: 4-9**
- SARGENTII VIRDIS': 2HX8W,** SOFT LIGHT GREEN FOLIAGE, BLUE-BLACK BERRIES. **ZONE: 4-9**
- SAYBROOK GOLD': 4HX7W,** BRIGHT YELLOW SUMMER FOLIAGE, DROOPING TIPS. **ZONE: 4-9**
- SEA GREEN': 5HX8W,** FOUNTAIN-LIKE ARCHING HABIT, DARK GREEN FOLIAGE. **ZONE: 4-9**

#2	#3	30"
\$28	\$36.50	\$89

**JUNIPERUS CHINENSIS (UPRIGHT CHINESE JUNIPER)**

EVERGREEN SHRUB WITH MULTIPLE USES INCLUDING ACCENT PLANTINGS, NATURALIZATION AND STABILIZATION. FEMALE VARIETIES PRODUCE BERRY LIKE SEED CONES; WHERE AS, THE MALE VARIETIES PRODUCE CONES. TOLERANT TO DROUGHT, POLLUTION, AND DEER.

**VARIETIES:**

- BLUE POINT': 12HX8W,** OUTSTANDING NARROW, DENSE SILVERY-BLUE FOLIAGE. **ZONE: 4-9**
- GIN FIZZ': 18HX8W;** BEAUTIFUL, PYRAMIDAL EVERGREEN DEVELOPS A VERY HEAVY CROP OF BLUE-GREEN FRUITS. **ZONE: 4-8**
- HETZII COLUMNARIS': 15HX9W,** SMALL TREE WITH A NARROW, UPRIGHT FORM. FOLIAGE IS BRIGHT GREEN TO A BLUISH GREEN. PRODUCES SILVERY BLUE BERRY CONES. **ZONE: 4-9**
- MOUNTBATTEN': 12HX8W,** NARROW, PYRAMIDAL DUSTY GREEN FOLIAGE WITH LIGHT BLUE BERRIES. **ZONE: 3-7**
- ROBUSTA GREEN': 15HX7W,** IRREGULAR UPRIGHT FORM. FOLIAGE APPEARS IN DENSE TUFTS AS A BLUE GREEN COLOR. **ZONE: 4-9**
- SPARTAN': 20HX5W,** TALL, NARROW, COLUMNAR FORM, DARK GREEN FOLIAGE. **ZONE: 4-9**
- TORULOSA' (HOLLYWOOD): 15HX10W;** UNIQUE, TWISTED, UPRIGHT FORM WITH DARK GREEN COLOR **ZONE: 5-9**

#5	#7	#10	5'
\$109	\$129	\$129	\$199

**JUNIPERUS COMMUNIS 'GOLD CONE' (GOLD CONE JUNIPER: 5HX2W)**

UPRIGHT, NARROW, DENSE SHRUB OR SMALL TREE. NEW GROWTH EMERGES AS BRIGHT GOLD AND TURNS BLUE-GREEN IN WINTER. **ZONE: 5-7**

#3
\$59

**JUNIPERUS CONFERTA 'BLUE PACIFIC' (SHORE JUNIPER) - 1HX7W**

DENSE, LOW-SPREADING PLANT. NOTED FOR ITS ATTRACTIVE, AROMATIC, AWL-SHAPED, BLUE-GREEN FOLIAGE. FLESHY, BLACKISH, BERRY-LIKE SEED CONES ACQUIRE A SILVERY BLOOM AT MATURITY. CREATES A SUPERB GROUNDCOVER. **ZONE: 5-9**

#2	#3
\$28	\$36.50

### JUNIPERUS HORIZONTALIS

(N) EVERGREEN GROUND COVER WITH SOFT, FINE-TEXTURED, PLUME-LIKE FOLIAGE. IT HAS LONG SPREADING BRANCHES. SHORT TWIGS FORM A MAT ABOUT ALONG THE GROUND. A SINGLE PLANT CAN COVER AN AREA 6-10 FT IN DIAMETER. THE LEAVES ON NEW SHOOTS ARE NEEDLE-LIKE AND SHARP-POINTED.

#### VARIETIES:

-'BAR HARBOR': 1HX8W, BLUISH GREEN FOLIAGE TURNS PURPLE IN WINTER. ZONE: 3-9

-'BLUE CHIP': 1HX8W, SILVER-BLUE FOLIAGE, RETAINED DURING WINTER. ZONE: 3-9

-'ICEE BLUE': 0.5HX8W, GROUND HUGGING WITH SILVER-BLUE FOLIAGE. ZONE: 4-9

-'WILTONI' (BLUE RUG): 0.5HX8W, LOW GROUND COVER SILVER-BLUE FOLIAGE. ZONE: 3-9

-'YOUNGSTOWN ANDORRA': 2HX10W, SILVERY BLUE-GREEN FOLIAGE, BLUE BERRIES. ZONE: 4-9

#2	#3
\$28	\$36.50

### JUNIPERUS PROCUMBENS 'NANA' (JAPANESE GARDEN JUNIPER) - 1HX8W

CREEPING JUNIPER IS AN EVERGREEN GROUND COVER WITH SOFT, FINE-TEXTURED PLUME-LIKE FOLIAGE. IT HAS LONG SPREADING BRANCHES, AND SHORT TWIGS THAT STAND UPRIGHT TO FORM A MAT ABOUT 1 FT HIGH. THE LEAVES ON NEW SHOOTS ARE NEEDLE-LIKE, SHARP-POINTED.

#2	#3
\$28	\$36.50

### JUNIPERUS SCOPULORUM (ROCKY MOUNTAIN JUNIPER)

THIS IS AN UPRIGHT, PYRAMIDAL TREE WITH SHEDDING RED-BROWN BARK. BLUE-GREEN SCALE LIKE FOLIAGE LIES FLAT AGAINST THE BRANCHES.

#### VARIETIES:

-'BLUE ARROW': 12HX2W, TIGHT, VERY NARROW FORM, BRIGHT BLUE FOLIAGE. ZONE: 4-9

-'BLUE HAVEN': 20HX6W, BLUE NEEDLE-LIKE FOLIAGE AND SHOWY BLUE BERRIES. ZONE: 3-7

-'MOFFAT BLUE': 12HX3W, NARROW WITH SILVERY-BLUE FOLIAGE. ZONE: 3-7

-'MOONGLOW': 20HX6W, DENSE FORM WITH BLUEISH GRAY-GREEN LEAVES. ZONE: 3-7

-'SKYROCKET': 15HX3W, NARROW, WITH BLUE-GREEN FOLIAGE. ZONE: 4-8

-'WICHITA BLUE': 15HX6W, TIGHT, CONICAL, SLOW-GROWING, WITH BLUE-GREY FOLIAGE.

ZONE: 3-7

#7	48"
\$129	\$149

### JUNIPERUS SQUAMATA 'BLUE STAR' (BLUE STAR JUNIPER) - 2HX4W

ATTRACTIVE SPARKLING BLUE FOLIAGE ON DENSE, SPREADING BRANCHES. CREATES A COLORFUL CONTRAST TO PURPLE AND GREEN FOLIAGE PLANTS. USE IN A ROCK GARDEN OR AS A LOW BORDER PLANT. IDEAL FOR MASS PLANTING IN MINIMAL-CARE LANDSCAPES. ZONE: 4-8

#2	#3
\$28	\$36.50

### JUNIPERUS VIRGINIANA 'GREY OWL' (SPREADING RED CEDAR) - 3HX6W

BROADLY CONICAL, DENSE, EVERGREEN CONIFER SHRUB WITH HORIZONTAL SPREADING BRANCHING. GRAY TO REDDISH-BROWN BARK EXFOLIATES IN THIN STRIPS ON MATURE TREES. TRUNK BASES ARE OFTEN FLUTED. SPARKLING SILVER-BLUE, SCALE-LIKE FOLIAGE. ZONE: 2-9

#3
\$38.50

**JUNIPERUS VIRGINIANA UPRIGHT (RED CEDAR)**

(N) BROADLY CONICAL, SOMETIMES COLUMNAR, DENSE, EVERGREEN CONIFER WITH HORIZONTAL BRANCHING. GRAY TO REDDISH-BROWN BARK EXFOLIATES IN THIN STRIPS ON MATURE TREES. DARK BLUE-GREEN, SCALE-LIKE FOLIAGE.

**VARIETIES:**

-**BURKII'**: 15HX4W, COLUMNAR GROWTH, TINGE OF PURPLE IN WINTER. **ZONE: 2-9**

-**TAYLOR'**: 20HX4W, VERY NARROW, SOME BRONZE TONES IN WINTER. **ZONE: 4-9**

4'	5'
\$149	\$199

**KOLKWITZIA AMABILIS 'JOLENE JOLENE' (BEAUTYBUSH) - 6HX6W**

A BEAUTYBUSH BEYOND COMPARE, JOLENE JOLENE PUTS ON THE FLOWER SHOW YOU EXPECT FROM A KOLKWITZIA, BUT AT HALF THE CONVENTIONAL SIZE, SO YOU CAN ACTUALLY FIT IT INTO A RESIDENTIAL LANDSCAPE, OR EVEN A GARDEN. STAR-SHAPED PINK FLOWERS WITH A BRIGHT YELLOW THROAT EMERGE AT EVERY NODE TO LIGHT UP THIS TOUGH, EASY-TO-GROW SHRUB. HIGHLY ADAPTABLE AND CARE-FREE. **ZONE: 4-8**

#3
\$36.50

**LARIX LARICINA (AMERICAN LARCH/TAMARAC) - 80HX30W**

(N) DECIDUOUS CONIFER. IS NATIVE TO WETLANDS; MAKES FOR A GOOD RAIN GARDEN SPECIMEN. OPEN PYRAMIDAL FORM. GREEN NEEDLES FORMED IN CLUSTERS. GOLDEN FALL COLOR BEFORE DROPPING NEEDLES. **ZONE: 2-5**

6'	7'	8'	9-10'
\$199	\$219	\$259	\$299



**LIGUSTRUM AMURENSE (AMUR PRIVET) - 15HX12W**

FAST GROWING MULTISTEM SHRUB WITH DULL GREEN LEAVES. PRODUCES VERY PUNGENT, CREAMY-WHITE FLOWERS HELD IN 2" LONG PANICLES. FLOWERS YEILD BLACK OVAL FRUIT. COMMONLY GROWN AS A HEDGE. **ZONE: 3-7**

5'
\$89

**LIGUSTRUM IBOLIUM (PRIVET HEDGE) - 10HX8W**

BUSHY DECIDUOUS SHRUB MOST OFTEN USED FOR SHRUB BORDERS AND HEDGING. LEAVES ARE SHINY, MEDIUM GREEN. WHITE FLOWERS ARE HELD IN PANICLES, TO 3 INCHES LONG, FOLLOWED BY SMALL, ROUND, BLUE-BLACK FRUIT. CLIP HEDGES TWICE IN SUMMER. **ZONE: 3-8**

**LIGUSTRUM OVALIFOLIUM (CALIFORNIA PRIVET) - 12HX12W**

DENSE, DECIDUOUS SRUB. IS FAST GROWING AND TOLERANT TO SHEARING MAKING AN IDEAL HEDGE PLANT. DARK, GLOSSY, GREEN FOLIAGE. WHITE FLOWERS ARE VERY FRAGRANT

**LIGUSTRUM x 'VICARYI' (GOLDEN PRIVET) - 10HX8W**

EXCELLENT, UPRIGHT, DECIDUOUS SHRUB BEST USED FOR HEDGES. BRIGHT GOLDEN FOLIAGE LASTS ALL SEASON, ESPECIALLY WHEN PLANTED IN FULL SUN. PLANT WITH GREEN-LEAVED PLANTS FOR A PLEASANT CONTRAST. FALL FOLIAGE TAKES ON A PURPLE-RED TONE IN FALL. **ZONE: 5-8**

#2	#3	#7
\$37.50	\$43.50	\$79

**LINDERA BENZOIN (SPICEBUSH) - 10HX10W**


DECIDUOUS SHRUB, WITH GLOSSY LEAVES AND GRACEFUL, SLENDER, LIGHT GREEN BRANCHES. DENSE CLUSTERS OF TINY, PALE YELLOW FLOWERS BLOOM BEFORE THE LEAVES. FLOWERS OCCUR IN UMBEL-LIKE CLUSTERS AND ARE FOLLOWED BY GLOSSY RED FRUIT. BOTH THE FRUIT AND FOLIAGE ARE AROMATIC. LEAVES TURN A COLORFUL GOLDEN-YELLOW IN FALL. **ZONE: 4-9**

#3
\$43.50

**LIRIODENDRON TULIPIFERA (TULIP TREE) - 80HX40W**

(N) FAST GROWING SHADE TREE. YELLOW-GREEN LEAVES, TURN BRIGHT YELLOW IN FALL. PRODUCES YELLOW/ORANGE TULIP SHAPED FLOWERS, TYPICALLY HIDDEN BY LEAVES. **ZONE: 4-9**

1.5"	1.75"	2"	2.5"	3"	3.5"	4"	4.5"	5"
\$199	\$249	\$299	\$349	\$449	\$549	\$649	\$749	\$899



**LIQUIDAMBAR STYRACIFLUA 'MORAINÉ' (MORAINÉ SWEET GUM) - 70HX50W**

PYRAMIDAL-OVAL HABIT WITH GLOSSY DEEP GREEN LEAVES. LEAVES TURN A VIBRANT YELLOW, ORANGE, RED IN FALL. PREFERS MOIST SOILS LIKE ALONG STREAM BANKS.

FEMALE PLANTS PRODUCE HARD, SPHERICAL FRUIT CALLED GUMBALLS. **ZONE: 5-9**

1.5"	1.75"	3"
\$199	\$249	\$449



**LONICERA P. 'PEACHES AND CREAM' (PEACHES & CREAM HONEYSUCKLE) - 6HX2W**

THIS EXCITING, COMPACT HONEYSUCKLE BLOOMS FROM SPRING THROUGH SUMMER WITH VIBRANT FLOWERS THAT EXUDE A WONDERFUL FRAGRANCE. RESISTS MILDEW AND TOLERATES HEAT, DROUGHT, AND HUMIDITY BETTER THAN OTHER VARIETIES. CLIMBS A FENCE, LAMP POST, ARBOR, OR TRELIS WITH MINIMAL SUPPORT. **ZONE: 4-9**

#3
\$43.50

**LONICERA P. 'SCENTSATION' (SCENTSATION DUTCH HONEYSUCKLE) - 10HX6W**

VIGOROUS, DECIDUOUS VINE. FRAGRANT CREAMY-WHITE FLOWERS BLOOM EARLY-MID SUMMER. YIELD SMALL BRIGHT RED BERRIES. LOW MAINTENANCE. DEER, PEST AND DISEASE RESISTANT. GREAT CHOICE TO CLIMB WALLS, FENCES, PERGOLAS, AND OTHER STRUCTURES. **ZONE: 4-9**

#3
\$43.50

**MAGNOLIA (MAGNOLIA)**

SLOW GROWING, COMPACT, SMALL TREE OR LARGE SHRUB. FEATURES LARGE LEAVES WITH FRAGRANT FLOWERS THAT BLOOM EARLY SPRING BEFORE LEAVES EMERGE, SOMETIMES HAVE A DOUBLE BLOOM MID SUMMER. REQUIRES LITTLE MAINTENANCE, IS BEST IF PRUNED IMMEDIATELY FOLLOWING FLOWERING. GOOD SPECIMEN FOR PROTECTED AREAS.

**VARIETIES:**

- 'ANNE': 10HX10W**, FRAGRANT PURPLE-RED FLOWERS. OVATE GREEN LEAVES THAT TURN YELLOW IN FALL. **ZONE: 3-8**
- 'GALAXY': 30HX15W**, NARROW PYRAMIDAL TREE WITH FRAGRANT ROSE-PINK TO REDDISH-PURPLE FLOWERS THAT BLOOM IN SPRING. MEDIUM GREEN LEAVES APPEAR IN CLUSTERS. **ZONE: 5-9**
- 'JANE': 15HX12W**, LARGE REDDISH-PURPLE FLOWERS WITH WHITE INTERIOR, LEAVES EMERGE COPPER-RED IN SPRING, FADE DARK GREEN IN SUMMER AND TURN YELLOW-BRONZE IN FALL. **ZONE: 4-8**
- 'RICKI': 12HX12W**, RED-PURPLE FLOWERS, OVATE MEDIUM GREEN LEAVES TURN YELLOW TO BRONZE-COPPER IN FALL. **ZONE: 4-8**
- 'SUSAN': 12HX10W**, COMPACT SHRUBBY HABIT, SLIGHTLY FRAGRANT, FUCHSIA FLOWERS AND LATE BLOOM. **ZONE: 4-8**

#7	4'	5'	6'
\$109	\$169	\$219	\$249



**MAGNOLIA X LOEBNERI 'LEONARD MESSEL' (LEONARD MESSEL MAGNOLIA) - 20HX15W**

SMALL TREE MORE OFTEN GROWN IN A MULTI-TRUNKED FORM THAN A SINGLE TRUNK TREE. FRAGRANT STAR-LIKE WHITE FLOWERS APPEAR IN EARLY SPRING BEFORE THE FOLIAGE. FLOWERS GIVE WAY TO CONE-LIKE FRUITS THAT RIPEN TO RED IN LATE SUMMER. **ZONE: 5-9**

4'	5'	6'
\$169	\$219	\$249



**MAGNOLIA X LOEBNERI 'MERRILL' (MERRILL MAGNOLIA) - 25HX25W**

NOTED FOR ITS LARGE WHITE FLOWERS BLUSHED PINK AT THE BASE THAT BLOOM IN SPRING. HAS MEDIUM GREEN LEAVES AND CONE LIKE FRUITS THAT RIPEN TO BE RED LATE SUMMER. **ZONE: 5-9**

4'	5'
\$169	\$219



**MAGNOLIA X SOULANGEANA (SAUCER MAGNOLIA) - 30HX30W**

LARGE, SPREADING SHRUB OR SMALL, LOW-BRANCHED TREE. LARGE PINK FLOWERS WITH WHITISH INSIDE. FLOWERS EARLY BEFORE LEAFING OUT. **ZONE: 4-9**

4'	5'
\$169	\$219



**MAGNOLIA STELLATA 'ROYAL STAR' (STAR MAGNOLIA) - 20HX15W**

SMALL, COMPACT, ROUNDED TREE OR OVAL TO ROUNDED SHRUB. STAR SHAPED WHITE FLOWERS BLOOM LATE WINTER EARLY SPRING. **ZONE: 4-8**

#3	#5	#7	3'	#15
\$59	\$79	\$109	\$109	\$209



**MAGNOLIA VIRGINIANA (SWEET BAY MAGNOLIA) - 35HX35W**


GROWS TO FULL HEIGHT AS A TREE OR SHORTER AS A MULTI-STEMMED SHRUB. FEATURES CREAMY WHITE WAXY FLOWERS THE BLOOM MID-SPRING. PRODUCES CONE LIKE FRUIT WITH BRIGHT RED SEEDS IN THE FALL. **ZONE: 5-10**

7'
\$299

**MALUS 'ADIRONDACK' (ADIRONDACK CRABAPPLE) - 18HX10W**

COMPACT, DENSE TREE WITH STRONG UPRIGHT FORM. OUTSTANDING, WHITE FLOWER DISPLAY, WITH SMALL RED FRUIT. PRODUCES ONE OF THE HEAVIEST FLOWER DISPLAYS OF ALL THE CRABAPPLES. EXCELLENT DISEASE RESISTANCE. **ZONE: 4-8**

1.5"	1.75"	2"	2.5"
\$199	\$249	\$299	\$349



**MALUS 'CORALCOLE' (CORALBURST CRABAPPLE) - 8HX8W**

UNIQUE CRABAPPLE WITH DAINTY CORAL PINK BUDS THAT OPEN INTO DOUBLE ROSE PINK FLOWERS. CLOSELY SPACED, TINY DARK GREEN LEAVES TEND TO HIDE THE TWIGS. ROUND/OVAL FORM. FAIR TO EXCELLENT DISEASE RESISTANT. **ZONE: 3-7**

1.5"/24"HEAD	2"/36"HEAD	2.5"/42"HEAD
\$199	\$249	\$349



**MALUS 'DONALD WYMAN' (DONALD WYMAN CRABAPPLE) - 20HX20W**

A SMALL ROUNDED TREE WITH PINK FLOWERS OPEN TO PURE WHITE. THE SMALL GLOSSY AND BRIGHT RED FRUIT REMAINS ON THE TREE FROM FALL THROUGH EARLY WINTER. FAIR TO GOOD DISEASE RESISTANCE. **ZONE: 4-8**

1.5"	1.75"	2"	2.5"
\$199	\$249	\$299	\$349



**MALUS 'INDIAN MAGIC' (INDIAN MAGIC CRABAPPLE) - 20HX20W**

ROUNDED CROWN WITH DEEP PINK FLOWERS AND BRIGHT RED FRUIT THAT TURN A REDDISH ORANGE AFTER FROST AND PERSIST INTO THE WINTER. DEEP GREEN LEAVES TURN GOLDEN ORANGE IN THE FALL. **ZONE: 4-8**

1.5"	1.75"	2"	2.5"
\$199	\$249	\$299	\$349



**MALUS 'JEWELCOLE' (RED JEWEL CRABAPPLE) - 15HX12W**

UPRIGHT PYRAMIDAL FORM. BRIGHT RED FRUITS PERSIST THROUGH WINTER AND DROP ONCE NEW WHITE BLOOMS FORM IN SPRING. GOOD DISEASE RESISTANCE.

**ZONE: 4-8**

1.5"	1.75"	2"	2.5"
\$199	\$249	\$299	\$349



**MALUS 'LOLLIZAM' (LOLLIPOP CRABAPPLE) - 10HX10W**

A SMALL, UNIFORM TREE WITH A ROUNDED CROWN. WHITE FLOWERS PRODUCE YELLOW PERSISTENT FRUIT. EXCELLENT DISEASE RESISTANCE. TOLERANT OF MOST SOIL TYPES AND IS A GOOD STREET TREE. **ZONE: 4-8**

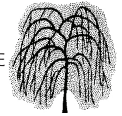
1.5"/24"HD	48"HEAD
\$199	\$349



**MALUS 'LOUISA' (LOUISA CRABAPPLE) - 10HX12W**

WEEPING CRABAPPLE TREE WITH RED BUDS THAT OPEN TO ATTRACTIVE PINK FLOWERS. DARK GREEN, GLOSSY FOLIAGE WITH YELLOW FRUIT IN FALL. GOOD DISEASE RESISTANCE. **ZONE: 4-8**

1.75"	2"
\$249	\$299



**MALUS 'PRAIRIFIRE' (PRAIRIFIRE CRABAPPLE) - 20HX20W**

ROUNDED CROWN CRABAPPLE. PURPLE RED FOLIAGE TURNS REDDISH GREEN IN FALL. CRIMSON BUDS OPEN TO BRIGHT PINK- RED. DARK RED FRUIT PERSISTS INTO WINTER. GOOD DISEASE RESISTANCE. **ZONE: 4-8**

1"	1.5"	1.75"	2"
\$119	\$199	\$249	\$299



**MALUS 'PROFUSION' (PROFUSION CRABAPPLE) - 20HX20W**

UPRIGHT, ROUNDED, SPREADING CRABAPPLE. DEEP PURPLE FOLIAGE CHANGES TO BRONZE-GREEN IN SUMMER. DEEP PINK SINGLE FLOWERS YIELD GLOSSY RED FRUIT.

**ZONE: 4-8**

2"	2.5"	3"
\$299	\$349	\$449



**MALUS 'PURPLE PRINCE' (PURPLE PRINCE CRABAPPLE) - 20HX20W**

ONE OF THE BEST PURPLE LEAFED CRABAPPLES. ROSE-RED FLOWERS BLOOM IN SPRING PRODUCING FRUIT THAT IS EDIBLE AND PERSISTS INTO WINTER. GOLDEN FALL COLOR. TOLERATES MOST SOIL TYPES. EXCELLENT DISEASE RESISTANCE. **ZONE: 4-8**

1.5"	1.75"	2"	2.5"	3"
\$199	\$249	\$299	\$349	\$449



**MALUS 'RED BARON' (RED BARON CRABAPPLE) - 10HX15W**

A NICE SIZE CRABAPPLE FOR THE SMALLER LANDSCAPE. NARROW COLUMN SHAPE WHEN YOUNG, MATURING TO SOMEWHAT ROUNDED. FOLIAGE EMERGES PURPLE AND FADES TO BRONZE-GREEN. THE FLOWERS ARE SINGLE AND A DARK RED COLOR. THE FRUIT IS 1/2" IN DIAMETER AND ALSO A VERY DARK RED. **ZONE: 4-8**

2.5"	3"
\$349	\$449



**MALUS 'RED JADE' (WEeping RED JADE CRABAPPLE) - 10HX15W**

GRACEFUL WEeping HABIT COUPLED WITH PROFUSE WHITE BLOSSOMS MAKES IT A PERFECT CHOICE IN ANY LANDSCAPE. THE PLEASANT GREEN FOLIAGE CONTRASTS WITH THE BRIGHT EGG-SHAPED FRUIT THAT HOLDS ON INTO WINTER. **ZONE: 4-8**



2"
\$299

**MALUS 'ROBINSON' (ROBINSON CRABAPPLE) - 25HX25W**

THE FASTEST GROWING CRABAPPLE IS QUICKLY ESTABLISHED AND MAKES AN IMPACT IN THE LANDSCAPE. MATURES TO A NORMAL CRABAPPLE SIZE. DEEP PINK FLOWERS EMERGE IN THE SPRING AND HAS AN INTERESTING BRONZE-GREEN FOLIAGE IN THE SUMMER, WITH BRIGHT RED FRUIT THAT PERSIST INTO WINTER. **ZONE: 4-8**



2.5"	3"
\$349	\$449

**MALUS 'ROYAL RAINDROPS' (ROYAL RAINDROPS CRABAPPLE) - 20HX15W**

MAGENTA FLOWERS IN SPRING. DARK RED FRUIT PERSISTS THROUGH WINTER. HAS GLOSSY DARK PURPLE CUTLEAF FOLIAGE. UPRIGHT SPREADING GROWTH HABIT. SUPERIOR DISEASE RESISTANCE. HEAT AND DROUGHT TOLERANT. **ZONE: 4-8**



1.5"	1.75"	2"	2.5"	3"
\$199	\$249	\$299	\$349	\$449

**MALUS 'ROYALTY' (ROYALTY CRABAPPLE) - 15HX15W**

DARK PURPLE FOLIAGE HOLDS ITS COLOR THROUGHOUT THE SUMMER. CRIMSON RED FLOWERS (ALMOST THE SAME SHADE AS THE FOLIAGE) ARE FOLLOWED BY DARK RED FRUIT. VERY HARDY CRABAPPLE. **ZONE: 4-8**



2"	2.5"
\$299	\$349

**MALUS SARGENTII (SARGENT CRABAPPLE) - 8HX12W**

IS A NATURAL DWARF CRABAPPLE WITH A BREATHTAKING SPRING DISPLAY OF FRAGRANT PURE WHITE FLOWERS IN CLUSTERS. FLOWERS YIELD DARK RED FRUIT THAT PERSISTS WELL INTO THE WINTER. EXCELLENT DISEASE RESISTANCE. **ZONE: 4-7**



1.75"	2"
\$249	\$299

**MALUS SARGENTII 'TINA' (SARGENT TINA CRABAPPLE) - 5HX5W**

DWARF SELECTION OF SARGENT CRABAPPLE. GROWN AS A TOP GRAFT. SHOWY BRIGHT RED BUDS THAT OPEN TO PURE WHITE SINGLE FLOWERS, FLOWERS YIELD SMALL BRIGHT RED FRUIT. EXCELLENT DISEASE RESISTANCE. **ZONE: 4-8**



24"HEAD	48"HEAD
\$199	\$249

**MALUS 'SCHMIDT CUTLEAF' (GOLDEN RAINDROPS CRABAPPLE) - 20HX15W**

UNUSUAL UPRIGHT VASE FORM WITH GREEN FOLIAGE, WHITE FLOWERS AND GOLDEN YELLOW FRUIT. GOOD TO EXCELLENT DISEASE RESISTANCE. **ZONE: 4-8**



1.75"	2"
\$249	\$299

**MALUS 'SHOTIZAM' (SHOWTIME CRABAPPLE) - 22HX20W**

ONE OF THE MOST POPULAR CRABAPPLE VARIETIES. UNIFORM AND FORMAL FORM WITH BRIGHT GREEN LEAVES, PINK BUDS, WHITE FLOWERS, AND SMALL ORANGE FRUIT. GOOD TO EXCELLENT DISEASE RESISTANCE. **ZONE: 4-8**



1.5"	1.75"	2"	2.5"
\$199	\$249	\$299	\$349

**MALUS 'SNOW DRIFT' (SNOW DRIFT CRABAPPLE) - 20HX20W**

ROUNDED TREE WITH WHITE FLOWERS PRODUCE ORANGE-RED FRUIT THAT PERSIST INTO WINTER. TOLERANT OF MOST SOIL TYPES. **ZONE: 4-8**

1.5"	1.75"	2"	2.5"
\$199	\$249	\$299	\$349



**MALUS 'SPRING SNOW' (SPRING SNOW CRABAPPLE) - 25HX22W**

STERILE CRABAPPLE (PRODUCES NO FRUIT). ROUNDED CROWN WITH SNOW WHITE FLOWERS. AN IDEAL TREE FOR LANDSCAPES THAT DEMAND A CLEAN TREE. **ZONE: 4-8**

2"	2.5"
\$299	\$349



**MALUS 'SUTYZAM' (SUGARTYME CRABAPPLE) - 18HX15W**

KNOWN FOR CRISP GREEN FOLIAGE AND VIGOROUS GROWTH. FRAGRANT FLOWERS ARE PALE PINK TO SNOWY WHITE COMPLETELY COVER THE TREE. MASSES OF SMALL RED FRUIT REMAIN ON THE TREE THROUGH JANUARY. DISEASE RESISTANT. **ZONE: 4-8**

2"	2.5"
\$299	\$349



**METASEQUOIA GLYPTOSTROBOIDES (DAWN REDWOOD) - 100HX25W**

A BEAUTIFUL, FAST GROWING, DECIDUOUS CONIFER WITH BRIGHT GREEN FOLIAGE TURNS ORANGE-BROWN IN FALL BEFORE DROPPING. **ZONE: 4-8**

2"	2.5"	3"	3.5"	4"
\$299	\$349	\$449	\$549	\$649



**MICROBIOTA DECUSSATA (SIBERIAN CYPRESS) - 2HX3W**

COLD HARDY EVERGREEN, ATTRACTIVE BLuish-GREEN SUMMER FOLIAGE TURNS MAROON IN WINTER. WELL SUITED AS A SPECIMEN OR MASSED AS EASY-CARE GROUND COVER OR IN ROCK GARDENS. HIGHLY DEER RESISTANT. **ZONE: 3-7**

#2	#3
\$39.50	\$45

**OSTRYA VIRGINIANA (EASTERN HOP HORNBEAM/IRONWOOD) - 40HX30W**

(N) ROUND-OVAL CROWN WITH BIRCH LIKE FOLIAGE. NO SERIOUS INSECT OR DISEASE PROBLEMS. YELLOWISH-GREEN FOLIAGE, TURNS NOTE-LESS YELLOW IN FALL. **ZONE: 3-9**

1.5"	1.75"	2"	2.5"	3"
\$199	\$249	\$299	\$349	\$449



**PHILADELPHUS (MOCKORANGE)**

PRODUCES FRAGRANT FLOWERS THAT BLOOM IN CLUSTERS LATE SPRING. TOLERATES A WIDE RANGE OF SOIL CONDITIONS EXCEPT POORLY DRAINED SOILS. SHRUB HAS MINIMAL ORNAMENTAL INTEREST WHEN NOT IN BLOOM. HEAT AND COLD TOLERANCE. **ZONE: 4-8**

**VARIETIES:**

- 'BUCKLEYS QUILL': 5HX4W, SMALL WHITE FRAGRANT FLOWERS. WELL ADAPTABLE.
- 'ILLUMINATI SPARKS': 4HX4W, LUSTROUS GREEN FOLIAGE IS DOTTED WITH CHEERY YELLOW VARIATION. FRAGRANT WHITE FLOWERS IN EARLY SUMMER.
- 'SNOWBELLE': 4HX4W, COMPACT CULTIVAR, NOTED FOR FRAGRANT DOUBLE WHITE FLOWERS.
- 'SNOW WHITE FANTASY': 5HX5W, DOUBLE WHITE FLOWERS WITH A SWEET CITRUS FRAGRANCE

#2	#3
\$37.50	\$43.50

## PHYSOCARPUS OPULIFOLIUS (NINEBARK)

(N) UPRIGHT, SPREADING, DECIDUOUS, SHRUB. NOTED FOR ITS EXFOLIATING BARK WHICH PEELS IN STRIPS TO REVEAL SEVERAL LAYERS OF REDDISH TO LIGHT BROWN INNER BARK (HENCE THE COMMON NAME). FEATURES SMALL PINK-WHITE FLOWERS APPEARING IN DENSE, FLAT, ROUNDED, CLUSTERS IN LATE SPRING. FLOWERS GIVE WAY TO DROOPING CLUSTERS OF REDDISH FRUIT.

### VARIETIES:

-**'AMBER JUBILEE'**: 5HX4W, BRONZE, GOLD, AND SCARLET, FADE TO REDS & PURPLES. **ZONE: 2-8**

-**'CENTER GLOW'**: 8HX8W, GOLDEN-GREEN NEW FOLIAGE, AGING TO BURGUNDY. **ZONE: 3-7**

-**'COPPERTINA'**: 8HX8W, DRAMATIC COPPER FOLIAGE CHANGING TO RED. **ZONE: 3-7**

-**'DIABLO'**: 10HX10W, DEEP BURGUNDY LEAVES AGING TO BRONZE-RED. **ZONE: 3-7**

-**'GINGER WINE'**: 5HX5W, SUNNY-ORANGE FOLIAGE MATURES TO BURGUNDY. **ZONE: 3-7**

-**'GUMDROP LEMON CANDY'**: 4HX4W, GREEN FOLIAGE FADES YELLOW IN FALL. **ZONE: 2-8**

-**'LEMON CANDY'**: 3HX3W, TANGY YELLOW FOLIAGE WITH DEEP RED STEMS. **ZONE: 2-8**

-**'LITTLE DEVIL'**: 4HX3W, DWARF WITH BURGUNDY FOLIAGE. **ZONE: 3-8**

-**'LUCKY DEVIL'**: 4HX4W; BRIGHT YELLOW LEAVES, WITH BEAUTIFUL WHITE BLOOMS IN SPRING.

ORANGE FALL COLOR. **ZONE: 3-7**

-**'RASPBERRY LEMONADE'**: 4HX4W, DWARF COMPACT, LIGHT GREEN-YELLOW FOLIAGE. **ZONE: 3-7**

-**'SUMMER WINE'**: 6HX6W, WINE-RED FOLIAGE. **ZONE: 3-8**

-**'SUMMER WINE BLACK'**: 6HX6W, RICH, SATURATED, NEAR-BLACK, SMALL FOLIAGE. **ZONE: 3-8**

-**'TINY WINE'**: 3HX3W, BUSHY DWARF WITH BRONZE-BURGUNDY FOLIAGE. **ZONE: 3-7**

### SHRUB FORM

### TREE FORM

#2	#3	#5	#7
\$37.50	\$43.50	\$61.50	\$135

## PICEA ABIES (NORWAY SPRUCE) - 90HX40W

YOUNG TREES HAVE STIFF HORIZONTAL BRANCHING, OLDER SPECIMENS BECOME TALL AND ARE KNOWN BY THEIR DARK YELLOW-GREEN FOLIAGE THAT MAY DROOP. GOOD SPECIMEN FOR LANDSCAPES, GIVE IT GROWING ROOM. **ZONE: 3-7**

4'	5'	6'	7'
\$179	\$209	\$269	\$339



## PICEA ABIES 'CUPRESSINA' (COLUMNAR NORWAY SPRUCE) - 20HX6W

HIGHLY VALUED AS A SPECIMEN. SLENDER, UNIFORM COLUMNAR HABIT WITH DENSE BRANCHING TO THE GROUND. DARK GREEN NEEDLES ARE SLIGHTLY CURVED ON CLOSELY SET BRANCHES. MAKES AN IDEAL WINDBREAK OR PRIVACY WALL. **ZONE: 3-8**

3'	4'	5'	6'
\$229	\$279	\$359	\$429



## PICEA ABIES 'LITTLE GEM' (LITTLE GEM NORWAY SPRUCE) - 1HX2W

DWARF SHRUB THAT IS DENSE AND FORMS IN A FLATTENED GLOBE SHAPE. THIS EVERGREEN REQUIRES LITTLE TO NO MAINTENANCE AND IS PERFECT ADDITION TO ROCK GARDENS, BORDERS OR CONTAINER PLANTINGS. **ZONE: 3-8**

#3
\$65

## PICEA ABIES 'NIDIFORMIS' (BIRD'S NEST SPRUCE) - 3HX5W

VERSATILE, DWARF FORM IS AN EXCELLENT EVERGREEN FOR BORDERS, ACCENTS OR CONTAINERS. BRANCHES GIVE A BIRD'S NEST EFFECT. TIGHT, COMPACT SHAPE REQUIRES LITTLE MAINTENANCE. VERY HARDY AND WIND RESISTANT. **ZONE: 3-8**

#2	#3	#5
\$36.50	\$49	\$99

### PICEA ABIES 'PENDULA' (WEeping NORWAY SPRUCE) - 8HX6W

FORM AND SIZE DEPENDS ON THE TRAINING AT A YOUNG AGE. IF UNSTAKED IT WILL FORM A PROSTRATE MOUND ON THE GROUND. IF STAKED, PRODUCES LONG PENDULOUS BRANCHES, FORMS A FULL SKIRT, AND REACHES MAXIMUM HEIGHT. FOLIAGE IS A DEEP GREEN. MAKES A SUPERB ACCENT PLANT. **ZONE: 3-7**

3'	4'	5'	6'	7'	8'	9'	10'
\$229	\$279	\$329	\$379	\$429	\$479	\$529	\$629



### PICEA GLAUCA (WHITE SPRUCE) - 50HX15W

EXTREMELY HARDY EVERGREEN THAT IS NATIVE TO UPLAND AREAS AND LAKE/STREAM MARGINS. THE CONE SHAPED CROWN IS MADE UP OF BLUE-GREEN NEEDLES THAT HAVE SHARP TIPS AND ARE PUNGENTLY AROMATIC WHEN CRUSHED. **ZONE: 2-6**

5'	6'	7'
\$209	\$269	\$339



### PICEA GLAUCA 'CONICA' (DWARF ALBERTA WHITE SPRUCE) - 9HX6W

SLOW GROWING, COMPACT PYRAMIDAL FORM EVERGREEN. SOFT GREEN NEW FOLIAGE MATURES DARKER GRAY-GREEN. EXTREMELY COLD HARDY. CAN PRUNE IN POM-POM OR SPIRAL FORMS. **ZONE: 3-6**

#3	#5	#7	4' HVY	4.5' HVY
\$55	\$95	\$129	\$229	\$269



### PICEA OMORIKA (SERBIAN SPRUCE) - 50HX20W

THIN ARCHING BRANCHES AND SLENDER STRAIGHT TRUNK. DEEP GREEN FOLIAGE. TOLERANT OF MOST URBAN CONDITIONS. ITS BEAUTY AND ADAPTABILITY MAKE IT IDEAL FOR HOME LANDSCAPES, SCREENING, BUFFERS AND PARKING LOTS. **ZONE: 4-7**

5'	6'	7'
\$209	\$269	\$339



### PICEA OMORIKA 'BRUNS' (BRUNS SERBIAN SPRUCE) - 35HX10W

DEEP GREEN NEEDLES AND A NARROW, UPRIGHT, UNIFORM HABIT DISTINGUISHES THIS EXCEPTIONAL SELECTION. SILVERY-WHITE BANDS ON THE UNDERSIDE OF EACH NEEDLE CREATE A STARK CONTRAST. GOOD AS A SCREEN OR A STATELY ACCENT. **ZONE: 4-7**

3'	4'	5'
\$229	\$279	\$359



### PICEA OMORIKA 'PENDULA' (WEeping SERBIAN SPRUCE) - 25HX12W

DRAMATIC EXCLAMATION POINT FOR SUNNY GARDENS. ELEGANT COLUMNAR FORM WITH SLIGHTLY TWISTED PENDULOUS BRANCHES. HAS TWO TONED FOLIAGE OF GREEN AND SILVER. WELL SUITED FOR NARROW SPACES AND SMALLER LANDSCAPES. **ZONE: 4-7**

3'	4'	5'
\$229	\$279	\$359



### PICEA PUNGENS 'BABY BLUE EYES' (BABY BLUE EYES BLUE SPRUCE) - 30HX15W

SLOW GROWING EVERGREEN, DENSE SILVERY BLUE FOLIAGE FORMS BROAD PYRAMIDAL TREE. SEMI-DWARF TO THE PARENT TREE, COLORADO BLUE SPRUCE. **ZONE: 3-8**

3'	4'	5'	6'
\$229	\$279	\$359	\$429



### PICEA PUNGENS 'BLUE DIAMOND' (BLUE DIAMOND BLUE SPRUCE) - 25HX15W

CULTIVAR OF BLUE SPRUCE KNOWN FOR ITS DENSE, CONICAL GROWTH HABIT, STRIKING BLUE-GREY NEEDLES, AND SYMMETRICAL SHAPE. IT IS A POPULAR ORNAMENTAL TREE USED IN LANDSCAPES AS A SPECIMEN PLANT OR IN GROUP PLANTINGS, VALUED FOR ITS ATTRACTIVE FORM AND FOLIAGE COLOR. **ZONE: 3-8**

3'	4'	5'
\$229	\$279	\$359



**PICEA PUNGENS 'FASTIGIATA' (COLUMNAR BLUE SPRUCE) - 25HX7W**

VERY NARROW, UPRIGHT EVERGREEN WITH TIGHT UPRIGHT BRANCHING THAT FORMS A COLUMNAR SHAPE. GREAT FOR MAKING A HEDGE OR A SCREEN. LUSH BLUISH-SILVER FOLIAGE. **ZONE: 3-8**

3'	4'	5'	6'
\$229	\$279	\$359	\$429



**PICEA PUNGENS 'FAT ALBERT' (FAT ALBERT BLUE SPRUCE) - 15HX10W**

DWARF VARIETY, SLOW GROWING, BLUE-GREEN FOLIAGE GROWS IN A PYRAMIDAL FORM. IT IS DENSE AND DURABLE. PERFECT FOR WINDBREAKS, SHELTER BELTS, OR SCREENS AND BARRIERS. **ZONE: 2-8**

3'	4'	5'	6'
\$229	\$279	\$359	\$429



**PICEA PUNGENS 'GLAUCA' (COLORADO BLUE SPRUCE) - 60HX20W**

BEST KNOWN OF ALL THE SPRUCES. KNOWN FOR ITS BLUE NEEDLES. BROADLY CONICAL CROWN TYPICALLY EXTENDS ALL THE WAY TO THE GROUND ON OPEN-GROWN TREES. HIGHLY PRIZED AS AN ORNAMENTAL. **ZONE: 2-7**

4'	5'	6'	7'
\$179	\$209	\$249	\$319



**PICEA PUNGENS 'GLAUCA GLOBOSA' (GLOBAL BLUE SPRUCE) - 5HX6W**

THIS DWARF, SLOW GROWING, BLUE SPRUCE HAS A GLOBOSE HABIT MAKING AN EXCELLENT ACCENT IN THE LANDSCAPE. INTENSE SILVER-BLUE FOLIAGE. **ZONE: 3-8**

#5 ON STD	36-48" HEAD ON STD	18" LOW GRAFT	24" LOW GRAFT
\$169	\$389	\$229	\$349



**PICEA PUNGENS 'HOOPSII' (HOOPSII SPRUCE) - 30HX15W**

OUTSTANDING EVERGREEN TREE. GENERALLY CONSIDERED THE BLUEST FORM. NEW GROWTH IS ESPECIALLY BRIGHT BLUE. PYRAMIDAL FORM THAT HOLDS STIFF HORIZONTAL BRANCHES WITH DENSE SILVERY-BLUE NEEDLES. **ZONE: 2-8**

5'	6'
\$359	\$429



**PICEA PUNGENS 'MONTGOMERY' (MONTGOMERY SPRUCE) - 8HX6W**

SLOW GROWING DWARF VARIETY WITH A BROAD CONE FORM. HAS ATTRACTIVE SILVERY BLUE NEEDLES. TOLERANT TO DROUGHT. **ZONE: 3-7**

18"	24" LOW GRAFT	30" LOW GRAFT	36" LOW GRAFT	48" LOW GRAFT
\$229	\$349	\$389	\$439	\$489



**PICEA PUNGENS 'PENDULA' (WEeping BLUE SPRUCE) - 30HX25W**

WEeping DWARF CULTIVAR WITH BLUE GREEN NEEDLES. IF STAKED, THE TREE WILL GROW FASTER AND TALLER WITH DOWNWARD WEeping BRANCHES. IF UNSTAKED, BRANCHES WILL SPREAD ALONG THE GROUND AND THE TREE WILL NOT GROW TO FULL HEIGHT. **ZONE: 2-8**

3'	4'	5'
\$229	\$279	\$359



**PICEA PUNGENS 'SESTER' (SESTER BLUE SPRUCE) - 12HX6W**

STUNNING BLUE NEEDLES, SLOW GROWTH RATE, AND CLASSIC CONICAL FORM MAKE PICEA PUNGENS 'SESTER DWARF' AN IDEAL PLANT FOR THE MODERN LANDSCAPE. GROWING AT ONLY ABOUT ONE-FOURTH THE RATE OF ITS LARGE PARENT, IT IS THE PERFECT SMALL-GARDEN FORM OF COLORADO BLUE SPRUCE, AND IS VIRTUALLY MAINTENANCE FREE TO KEEP ITS TIDY SHAPE. **ZONE: 2-8**

3'	4'
\$329	\$389



**PICEA PUNGENS 'THE BLUES' (THE BLUES WEeping SPRUCE) - 6HX6W**

SMALL, SLOW GROWING EVERGREEN WITH GRACEFUL WEeping BRANCHES AND BLUE NEEDLES. IF STAKED AT A YOUNG AGE CAN REACH MAXIMUM HEIGHT. IF UNSTAKED, BRANCHES WILL EXTEND HORIZONTALLY ALONG THE GROUND. **ZONE: 2-8**

3'	4'	5'
\$229	\$279	\$359



**PINUS FLEXILIS 'VANDERWOLF'S PYRAMID' (VANDERWOLF'S LIMBER PINE) - 25HX10W**

DISTINCTIVE, PYRAMID SHAPED PINE WITH LONG UNIQUE SILVERY BLUE-GREEN NEEDLES DISPLAYED ON DENSE BRANCHES. A SUPERIOR SELECTION FOR ACCENT PLANT. RESISTANT TO INSECTS AND DISEASE. SLOW GROWING. **ZONE: 4-7**

3'	4'	6'	7'
\$229	\$279	\$379	\$479



**PINUS MUGO 'ENCI' (ENCI MUGO PINE) - 4HX4W**

RICH, EVERGREEN NEEDLES FORM OVER AN UPRIGHT, DENSE MOUNDED SHRUB WHOSE COLOR PERSISTS THROUGHOUT WINTER. 'ENCI' IS A DWARF CONIFER WHICH MAKES IT A GREAT CHOICE AS A TALL GROUND COVER OR LOW HEDGE. PERFECT PLANT FORM FOR FOUNDATION, ROCK GARDEN, OR BORDER GROUPINGS.. **ZONE: 3-7**

#2	#3
\$36.50	\$45

**PINUS MUGO 'PUMILIO' (DWARF MUGO PINE) - 5HX10W**

A POPULAR DWARF CONIFER SHRUB DISPLAYING DARK GREEN NEEDLES ON DENSE BRANCHES. USEFUL SLOW-GROWING EVERGREEN FOR ROCK GARDENS, MASS PLANTINGS AND IN GROUPINGS WITH BROADLEAF PLANTS. **ZONE: 2-7**

#2	#3
\$36.50	\$45

**PINUS NIGRA (AUSTRIAN PINE) - 50HX20W**

DENSELY BRANCHED EVERGREEN, CONICAL WHEN YOUNG. BECOMES AN UMBRELLA SHAPE WITH AGE. NEEDLES ARE LONG, DARK GREEN. TOLERATES POOR SOILS AND HARSH DRYING WINDS. SUPERB FOR WINDBREAKS OR USE IN LARGE LANDSCAPES. **ZONE: 4-7**

3'	4'	5'
\$139	\$169	\$209



**PINUS STROBUS (EASTERN WHITE PINE) - 80HX30W**

(N) A LARGE, RAPIDLY GROWING TREE WITH LIGHT GREEN TO BLuish-GREEN NEEDLES HAVE A WHITE STRIPE UNDERNEATH. GREAT ADDITION TO ANY LANDSCAPE. FORM DEPENDS ON PRUNING. **ZONE: 3-8**

4'	5'	6'
\$169	\$199	\$239



**PINUS STROBUS 'NANA' (DWARF WHITE PINE) - 3HX4W**

SHRUBBY EVERGREEN ACCENT WITH A BUSHY, IRREGULARLY-BRANCHED HABIT. SILVERY BLUE-GREEN NEEDLES ARE TIGHTLY SET ON THE BRANCHES. THIS SLOW-GROWING, COMPACT DWARF MAKES A UNIQUE ACCENT ALONG A WALK. **ZONE: 3-8**

18"	24"
\$229	\$349

**PINUS STROBUS 'PENDULA' (WEeping WHITE PINE) - 10HX15W**

SEMI-DWARF CULTIVAR WITH WEeping, TRAILING BRANCHES THAT MAY REACH THE GROUND. FORM IS VARIABLE DEPENDING UPON PRUNING AND TRAINING. BRANCHES TYPICALLY SPREAD HORIZONTALLY FOR A SHORT DISTANCE BEFORE DROOPING. FOLIAGE IS GREEN TO BLUE-GREEN. **ZONE: 3-8**



3'	4'	5'	6'	7'	8'	9'	10'
\$229	\$279	\$329	\$379	\$429	\$479	\$529	\$629

**PLATANUS X ACERIFOLIA 'BLOODGOOD' (BLOODGOOD PLANETREE) - 100HX80W**

UNIFORM BRANCHING HABIT WITH MAPLE LIKE BRIGHT GREEN LEAVES. TURNS BRONZE, YELLOW, AND GOLD IN THE FALL. ROUND GREEN PERSISTANT FRUIT WHICH MATURE TO A BROWN COLOR. UNIQUE BARK AND INTERESTING BRANCHING GIVE IT AMAZING VISUAL APPEAL IN SUMMER AND WINTER. **ZONE: 5-8**



1.5"	1.75"	2"	2.5"	3"
\$199	\$249	\$299	\$349	\$449

**PLATANUS X ACERIFOLIA 'MORTON CIRCLE' (EXCLAMATION PLANETREE) - 60HX45W**

DENSE, UNIFORM, PYRAMIDAL CANOPY. SILVER-WHITE AND BROWN MOTTLED BARK ADDS A UNIQUE LOOK TO THE LANDSCAPE. GREEN FOLIAGE TURNS GOLD BRONZE IN FALL. RESISTANT TO FROST CRACKING AND DISEASES. **ZONE: 4-8**



1.5"	1.75"	2"	2.5"	3"
\$199	\$249	\$299	\$349	\$449

**POTENTILLA FRUTICOSA (POTENTILLA)**

BUSHY DECIDUOUS SHRUB HAS BEEN BRED TO INCLUDE A MULTITUDE OF CULTIVARS THAT BEAR FLOWERS IN A LARGE ARRAY OF COLORS INCLUDING WHITE, YELLOW, PINK, PEACH, ORANGE, AND RED. THE FLOWERS ARE SMALL, SINGLE, AND ROSE-LIKE AND APPEAR CONTINUOUSLY FROM LATE SPRING TO EARLY FALL ON FINELY TEXTURED, DARK GREEN FOLIAGE. **ZONE: 3-7**

**VARIETIES:**

- 'ABBOTSWOOD': 3HX3W, PURE WHITE FLOWERS WITH SMOOTH BLUE-GREEN FOLIAGE.
- 'GOLD FINGER': 3HX4W, BRIGHT YELLOW FLOWERS
- 'HAPPY FACE HEARTS': 2HX2W, PINK FLOWERS, YELLOW CENTER AND WHITE EDGES
- 'HAPPY FACE WHITE': 3HX3W, PURE-WHITE FLOWERS, DARK GREEN FOLIAGE
- 'HAPPY FACE YELLOW': 3HX3W, EXTRA-LARGE, BRIGHT-YELLOW FLOWERS

#2	#3
\$37.50	\$43.50

**PRUNUS 'ACCOLADE' (FLOWERING CHERRY) - 25HX8W**

SEMI-DOUBLE DARK PINK BUDS BLOOM EARLY AND DROOP IN CLUSTERS. AFTER THE FLOWERS, DARK GREEN LEAVES EMERGE. FALL FOLIAGE IS A BRILLIANT ORANGE. GREAT WINTER INTEREST WITH SMOOTH DARK RED BARK. NON-FRUITING. **ZONE: 4-9**



2.5"
\$349

**PRUNUS SERRULATE 'KWANZAN' (JAPANESE FLOWERING CHERRY) - 30HX30W**

KNOWN FOR ITS PROFUSE AND SHOWY DOUBLE PINK BLOOMS IN THE SPRING. LEAVES EMERGE AFTER FLOWERS WANE. FALL FOLIAGE IS A YELLOW-ORANGE. DOES NOT PRODUCE FRUIT. GREAT SHORT LIVED SPECIMEN TREE. **ZONE: 5-9**



3"
\$449

**PRUNUS SUBHIRETELLA 'PENDULA' (WEeping HIGAN CHERRY) - 25HX25W**

SMALL TREE WITH GRACEFUL WEeping BRANCHES. DOUBLE ROSE PINK FLOWERS MID SPRING. VERY EFFECTIVE PATIO TREE. TYPICALLY GRAFTED ON STANDARD. **ZONE: 5-8**



#10	#15	1.5"	1.75"	2"	2.5"	3"	3.5"	4"
\$149	\$209	\$199	\$249	\$299	\$349	\$449	\$549	\$649

**PRUNUS SUBHIRTELLA 'SNOFOZAM' (SNOW FOUNTAIN CHERRY) - 15HX12W**  
 GRACEFUL, CASCADING BRANCHES AND SEMI-DOUBLE, SNOWY-WHITE FLOWERS IN SPRING GIVES A FOUNTAIN-LIKE APPEARANCE. SMALL LEAVES TURN GOLDEN ORANGE IN FALL. DISEASE RESISTANT. PRODUCES INEDIBLE FRUITS. **ZONE: 5-8**



#10	#15	1.5"	1.75"	2"	2.5"	3"	3.5"	4"
\$149	\$209	\$199	\$249	\$299	\$349	\$449	\$549	\$649

**PRUNUS X CISTENA (RED LEAF SANDCHERRY) - 8HX6W**

UPRIGHT SHRUB THAT CAN ALSO BE TRAINED AS A SMALL TREE. KNOWN FOR ITS REDDISH PURPLE FOLIAGE THAT RETAINS GOOD COLOR THROUGHOUT THE SUMMER. FRAGRANT, SOLITARY, WHITE FLOWERS WITH PINK TINTS BLOOM IN SPRING AFTER THE FOLIAGE EMERGES. **ZONE: 2-8**

#3
\$43.50

**PYRUS CALLERYANA 'ARISTOCRAT' (ARISTOCRAT PEAR) - 35HX15W**

VIGOROUS UPRIGHT FORM, EXCELLENT FOR LINING STREETS OR DRIVES OR AS A SPECIMEN FOR SMALLER SPACES. PRODUCES SMALL WHITE FLOWERS; FOLLOWED BY DISEASE-RESISTANT DARK GREEN LEAVES WITH A UNIQUE WAVY EDGE THAT BECOME REDDISH-PURPLE IN FALL. PRODUCES SMALL INEDIBLE RED-BROWN FRUIT. **ZONE: 4-9**

1.5"	1.75"	2"	2.5"
\$199	\$249	\$299	\$349



**PYRUS CALLERYANA 'AUTUMN BLAZE' (AUTUMN BLAZE PEAR) - 30HX20W**

DISTINCT BEAUTIFUL, ROUNDED, SPREADING HABIT THAT DISTINGUISHES IT FROM OTHER PEARS. PRODUCES WHITE FLOWERS IN SPRING. FOLLOWED BY DARK GLOSSY FOLIAGE THAT TURNS BRILLIANT RED IN FALL. PRODUCES INEDIBLE FRUIT. **ZONE: 4-8**

1.5"	1.75"	2"	2.5"	3"	3.5"	4"	4.5"	5"
\$199	\$249	\$299	\$349	\$449	\$549	\$649	\$749	\$899



**PYRUS CALLERYANA 'CHANTICLEER' (CHANTICLEER PEAR) - 40HX20W**

DISTINCT NARROW FORM MAKES THIS A GREAT STREET OR YARD PLANTING. WHITE SPRING BLOOMS YIELD SMALL INEDIBLE FRUIT. PURPLISH RED FALL COLOR. **ZONE: 5-8**

1.5"	3"
\$199	\$449



**PYRUS CALLERYANA 'REDSPIRE' (REDSPIRE PEAR) - 35HX25W**

EXCELLENT STREET TREE THAT ADAPTS WELL TO ADVERSE URBAN CONDITIONS. PYRAMIDAL FORM HOLDS ABUNDANT LARGE CLUSTERS OF WHITE FLOWERS IN SPRING. FALL COLOR IS CRIMSON AND PURPLE. FIRE BLIGHT RESISTANT. **ZONE: 5-9**

1.5"	1.75"	2"	2.5"	3"	3.5"	4"	4.5"	5"
\$199	\$249	\$299	\$349	\$449	\$549	\$649	\$749	\$899



**QUERCUS ALBA (WHITE OAK) - 50HX50W**

(N) PYRAMIDAL WHEN YOUNG THAT MATURES TO A LARGE WIDE SPREAD, ROUNDED TREE. ADAPTABLE TO SOIL CONDITIONS. GOOD DROUGHT TOLERANCE. **ZONE: 3-9**

1.5"	1.75"	2"
\$199	\$249	\$299



**QUERCUS BICOLOR (SWAMP WHITE OAK) - 50HX50W**

(N) STRIKING TREE WITH ATTRACTIVE PEELING BARK, ESPECIALLY ON YOUNG TREES. LUSTROUS LOBED LEAVES HAVE A TWO-TONED APPEARANCE OF DARK GREEN ON TOP AND A SILVERY-WHITE UNDERSIDE. FOLIAGE TURNS ORANGISH-GOLD TO YELLOW MID-AUTUMN. AN EXCELLENT SHADE TREE. THRIVE IN SWAMPS. **ZONE: 4-8**

1.5"	1.75"	2"	2.5"	3"	3.5"	4"	4.5"	5"
\$199	\$249	\$299	\$349	\$449	\$549	\$649	\$749	\$899



**QUERCUS BICOLOR 'BONNIE AND MIKE' (BEACON SWAMP WHITE OAK) - 35HX16W**  
 FASTIGIATE GROWTH PATTERN WITH TIGHT, UPWARD BRANCHING. DROUGHT AND FLOOD TOLERANT. FOLIAGE IS SHINY DARK GREEN IN THE SPRING AND SUMMER THEN CHANGE TO A NICE GOLDEN YELLOW IN FALL. SPRING FLOWERS BLOOM AS A YELLOW-GREEN CATKIN WHICH YIELD TAN ACORNS. **ZONE: 4-8**



3"

\$449

**QUERCUS COCCINEA (SCARLET OAK) - 70HX50W**

(N) NAMED AFTER ITS COLOR SEEN THROUGH THE SEASONS. EARLY SPRING NEW LEAVES HAVE A RED HUE. IN FALL LEAVES DISPLAY A VIBRANT RED. INNER BARK IS RED. TOLERANT OF POOR SOILS AND WIND RESISTANT. NON-SHOWY FLOWERS. **ZONE: 4-9**



1.5"	1.75"	2"	2.5"	3"	3.5"
\$199	\$249	\$299	\$349	\$449	\$549

**QUERCUS ELLIPSOIDALIS (NORTHERN PIN OAK) - 70HX60W**

TALL, ROUNDED, CYLINDRICAL CROWN WITH ASCENDING UPPER BRANCHES AND DESCENDING LOWER BRANCHES. APPEARS SIMILAR TO QUERCUS PALUSTRIS. DARK GREEN FOLIAGE TURNS A NON-SHOWY RUSSET RED IN FALL. YELLOWISH-GREEN FLOWERS YIELD ELONGATED ACORNS. TOLERANT OF DRY SANDY SOILS. **ZONE: 3-9**



1.5"	1.75"	2"	2.5"	3"
\$199	\$249	\$299	\$349	\$449

**QUERCUS IMBRICARIA (SHINGLE OAK) - 55HX55W**

RED OAK VARIETY, TYPICALLY GROWS IN A CONICAL FORM THAT BROADENS AND ROUNDS WITH AGE. YELLOW-GREEN FLOWERS YIELD ROUNDED ACORNS. FOLIAGE IS A GLOSSY DARK GREEN WITH PALE UNDERSIDE, TURN SHADES OF YELLOW-BROWN AND RED-BROWN IN FALL. LEAVES TEND TO PERSIST INTO WINTER. **ZONE: 3-9**



1.5"	1.75"	2"	2.5"
\$199	\$249	\$299	\$349

**QUERCUS MACROCARPA (BUR OAK) - 70HX70W**

(N) WHITE OAK VARIETY, GROWS TALL WITH BROAD, ROUNDED CROWN. ACORN CUPS ARE COVERED WITH MOSSY SCALES NEAR THE RIM CREATING A 'BUR' LOOK. DARK GREEN LEAVES TURN UNDISTINGUISHED YELLOW-BROWN IN FALL. PREFERS MOIST SOIL. BRANCHES TYPICALLY ARE RIDGED WITH CORKY BARK. **ZONE: 3-8**



1.5"	1.75"	2"	2.5"
\$199	\$249	\$299	\$349

**QUERCUS MUEHLENBERGII (CHINKAPIN OAK) - 60HX70W**

(N) MEDIUM SIZED WHITE OAK VARIETY. FOUND ON DRY, ROCKY, ALKALINE SOILS. MINOR YELLOW-GREEN FLOWERS EMERGE IN SPRING ALONG WITH NARROW, SHINY GREEN LEAVES THAT LOOK SIMILAR TO CHESTNUT LEAVES. FLOWERS YIELD SMALL OVAL ACORN FRUIT. FALL FOLIAGE IS INSIGNIFICANT. **ZONE: 3-9**



1.5"	1.75"	2"	2.5"
\$199	\$249	\$299	\$349

**QUERCUS PALUSTRIS (PIN OAK) - 60HX40W**

(N) BROAD, PYRAMIDAL FORM DOES WELL IN WET, POORLY DRAINED SOILS. BRIGHT GREEN GLOSSY LEAVES ARE SIMILAR IN SIZE TO THOSE OF SCARLET OAK. DEEP RED FALL COLOR. BEARS ROUNDED ACORN CUPS. **ZONE: 4-8**



1.5"	1.75"	2"	2.5"	3"	3.5"	4"	4.5"	5"
\$199	\$249	\$299	\$349	\$449	\$549	\$649	\$749	\$899

### QUERCUS ROBUR (ENGLISH OAK) - 50HX50W

LARGE, MAJESTIC, WHITE OAK CULTIVAR WITH A BROAD ROUNDED CROWN. ROBUST OAK IN REFERENCE TO THE TREES STRENGTH AND DURABILITY. ZONE: 4-8

3"	3.5"	4"	4.5"	5"
\$449	\$549	\$649	\$749	\$899



### QUERCUS ROBUR X BICOLOR 'NADLER' (KINDRED SPIRIT OAK) - 30HX6W

ONE OF THE TIGHTEST COLUMNAR TREES. SIMILAR TO 'REGAL PRINCE'. MILDEW & DROUGHT RESISTANT. TOLERANT TO URBAN CONDITION, IDEAL FOR STREETS. ZONE: 4-9

1.5"	1.75"	2"
\$199	\$249	\$299



### QUERCUS RUBRA (RED OAK) - 70HX60W

(N) FAST GROWING, MATURING TO A ROUNDED CROWN. FALL COLOR IS DARK RED WITH LEAVES PERSISTENT INTO THE WINTER. THIS TREE IS KNOWN TO BE RESISTANT TO POLLUTION, MAKING IT A GOOD SELECTION FOR INDUSTRIAL AREAS. ZONE: 4-8

1.5"	1.75"	2"	2.5"	3"	3.5"	4"
\$199	\$249	\$299	\$349	\$449	\$549	\$649



### QUERCUS X WAREI 'LONG' (REGAL PRINCE OAK) - 60HX25W

CROSS BETWEEN COLUMNAR ENGLISH OAK AND SWAMP WHITE OAK. NARROW, OVAL CULTIVAR WITH UPRIGHT BRANCHING. GLOSSY, LEATHERY DARK GREEN LEAVES TURN YELLOW-BROWN IN FALL.. RESISTANCE TO POWDERY MILDEW AND VERY HARDY TO HARSH WINTERS INCLUDING WIND AND ICE. ZONE: 4-9

1.5"	1.75"	2"	2.5"	3"	3.5"	4"	4.5"	5"
\$199	\$249	\$299	\$349	\$449	\$549	\$649	\$749	\$899



### RHODODENDRON SPP.

EVERGREEN SHRUB THAT FEATURE A BLOOM IN LATE SPRING TO EARLY SUMMER; FLOWER COLORS INCLUDE PINK, RED, VIOLET, YELLOW, AND WHITE, DEPENDING ON THE VARIETY. SIZE ALSO VARIES CONSIDERABLY, FROM 1 OR 2 FEET TO OVER 20 FEET IN HEIGHT, SO CHOOSE PLANTS CAREFULLY TO FIT YOUR GARDEN SITUATION. FLOWERS HELD TOGETHER IN TRUSSES BLOOM MID-SPRING

#### CATAWBIESE (LARGE LEAF) VARIETIES:

- 'AMY COTTA': 3HX4W, LAVENDER PINK FLOWERS, DARK GREEN FOLIAGE. ZONE: 4-9
- 'CUNNINGHAM'S WHITE': 4HX4W, LARGE TRUSSES OF SHOWY WHITE FLOWERS. ZONE: 5-8
- 'ENGLISH ROSEUM'/'ROSEUM PINK': 10HX11W, LIGHT ROSE-LILAC FLOWERS. ZONE: 4-8
- 'GRANDIFLORUM': 6HX6W, LILAC PURPLE FLOWERS WITH LIGHT YELLOW-RED SPECKLED THROATS, BALL SHAPED TRUSSES. ZONE: 4-8
- 'LEE'S DARK PURPLE': 7HX8W, GLOSSY DARK GREEN LEAVES, DEEP PURPLE FLOWERS. ZONE: 5-9
- 'NOVA ZEMBLA': 5HX5W, RED FLOWERS WITH BLACK SPOTS ON THROATS, BALL SHAPED TRUSSES. ZONE: 4-8
- 'PURPUREUM ELEGANS': 6HX6W, ROSE-LILAC FLOWERS. ZONE: 5-8
- 'ROSEUM ELEGANS': 6HX6W, LILAC FLOWERS WITH PINK OVERTONES. ZONE: 4-8
- 'ROSEUM PINK': 8HX8W, LIGHT ROSE-PINK FLOWERS, DOME SHAPED TRUSSES. ZONE: 4-9

#2	#3	#5
\$42	\$55	\$79

#### RHODODENDRON SMALL LEAF VARIETIES:

- 'AGLO': 3HX3W, LIGHT PINK SPRING FLOWERS. ZONE: 4-8
- 'PJM': 4HX5W, SMALL TRUSSES OF LAVENDER-PINK BLOOMS. ZONE: 4-8
- 'PJM ELITE': 4HX3W, PINKISH-PURPLE FLOWER WITH PURPLE-PLUM WINTER FOLIAGE. ZONE: 4-8
- 'PJM LANDMARK': 4HX4W, PINK FLOWERS, GREEN FOLIAGE TURNS RED IN FALL. ZONE: 5-8
- 'PURPLE GEM': 2HX3W, LITTLE LEAF DWARF WITH LIGHT PURPLE FLOWERS. ZONE: 5-8

#2	#3	#5
\$42	\$55	\$79

## RHUS AROMATICA 'GRO-LOW' (GRO-LOW SUMAC) - 3HX6W

A TOUGH, FAST-GROWING GROUND COVER FOR SLOPES OR BANKS, AND AREAS WITH POOR, DRY SOIL. THE GLOSSY, GREEN FOLIAGE DISPLAYS AN EXCELLENT RED FALL COLOR AND IS FRAGRANT WHEN BRUSHED AGAINST OR LEAVES ARE CRUSHED. SPREAD BY ROOT SUCKERS. TINY YELLOW FLOWERS BLOOM EARLY SPRING BEFORE THE FOLIAGE. FLOWERS YIELD HAIRY RED BERRIES THAT PERSIST INTO WINTER. **ZONE: 4-9**

#2	#3
\$37.50	\$43.50

## ROSA (LANDSCAPE ROSES)

SOME VARIETIES GROW TALL, WITH VIGOROUS, FAR-REACHING CANES; OTHERS STAY COMPACT. THORNY, EASY TO GROW, PEST RESISTANT, LONG BLOOM TIMES, AND DISEASE RESISTANT. LITTLE TO NO MAINTENANCE REQUIRED.

### CLIMBING ROSES:

GROW TO MAX HEIGHT WITH HELP OF A STRUCTURE (TRELLIS, FENCE, ARBOR, ETC), LARGE FLOWER HEADS.

-**'ABOVE AND BEYOND': 14'H**; ORANGE FLOWER BUDS OPEN IN PROLIFIC CLUSTERS OF FIVE OR MORE APRICOT COLORED SEMIDouble TO DOUBLE FLOWERS. **ZONE 3-7**

-**'CHERRY FROST': 7H**, BEAUTIFUL CLUSTERS OF SMALLER RED BLOOMS, REPEAT BLOOM THROUGHOUT THE SEASON. IT HAS SUPERIOR DISEASE RESISTANCE. **ZONE 4-10**

-**'FOURTH OF JULY': 10H**, BLOOMS CONTINUOUSLY WITH BIG SPRAYS OF LARGE, VELVETY RED AND WHITE STRIPED BLOOMS. **ZONE: 5-9**

-**'HIGHWIRE FLYER': 7H**; ABUNDANT AND CONTINUOUS, ELECTRIC, HOT PINK BLOOMS WITH EXCELLENT RESISTANCE TO BLACK SPOT, RUST AND MILDEW. **ZONE 4-11**

-**'RISE UP AMBERNESS': 5H**; WAVY AMBER-COLORED PETALS SURROUNDING A CLASSIC ORANGE ROSE BUD SHAPE; EXCEPTIONALLY FRAGRANT. BLOOMS ALL SUMMER WITHOUT DEADHEADING. **ZONE: 4-9**

#3
\$41

### SHRUB ROSES:

SHRUB ROSES COMBINE THE BEST OF THE HARDEST ROSE SPECIES WITH MODERN REPEAT BLOOMING AND DIVERSE FLOWER FORMS, COLORS AND FRAGRANCE VARIETIES.

-**'CAMPFIRE ROSE 3HX3W**; BUDS WITH YELLOW AND RED TONES OPEN TO SEMIDouble FLOWERS OF YELLOW EDGED IN A DEEP ROSY PINK. AS THE SEASON PROGRESSES, THE PINK EDGING BECOMES MORE PROMINENT AND PRODUCES AN INCREDIBLE BLEND OF YELLOW AND DEEP PINK BLOOMS THAT CONTINUE UNTIL FROST. DARK GREEN GLOSSY FOLIAGE HAS EXCELLENT DISEASE RESISTANCE, AND ITS STEMS ARE MOSTLY SMOOTH. **ZONE: 3-7**

#3
\$41

### DRIFT ROSES:

CROSS BETWEEN GROUNDCOVER & MINIATURE ROSES, MEANDERING/CREeping FORM, VERY SHORT VARIETIES.

-**'APRICOT': 2HX3W**, DOUBLE, APRICOT COLORED FLOWER. **ZONE: 4-11**

-**'CORAL': 2HX3W**, BRIGHT, CORAL-ORANGE BLOOMS. **ZONE: 4-11**

-**'PEACH': 1.5HX2W**, SOFT, PEACH COLORED FLOWERS. **ZONE: 4-11**

-**'PINK': 1.5HX3W**, DEEP PINK WITH SOFT-FACED CENTER FLOWER. **ZONE: 4-11**

-**'POPCORN': 2HX3W**, SOFT YELLOW FLOWERS FADE TO CREAM. **ZONE: 4-11**

-**'RED': 2HX3W**, CLUSTERS OF VERY PETITE, RED FLOWERS. **ZONE: 4-11**

-**'SWEET': 2HX3W**, CLUSTERS OF CLEAR, PINK, DOUBLE FLOWERS. **ZONE: 4-11**

-**'WHITE': 2HX3W**, DOUBLE BLOOM, WHITE FLOWERS WITH TINTS OF LIGHT PINK. **ZONE: 4-11**

#2	#3
\$33.50	\$41

**-EASY ELEGANCE:**

COMBINES THE BEAUTY OF TEA ROSES WITH THE LOW-MAINTENANCE OF SHRUB ROSES. CONTINUOUS BLOSSOMS AND DISEASE RESISTANT. **ZONE 4-7**

**VARIETIES:**

- ALL THE RAGE:** 4HX3W; TIGHT CORAL BUDS SWIRL OPEN TO APRICOT-COLORED BLOSSOMS THAT ARE ACCENTED BY LUMINOUS YELLOW CENTERS.
- CALYPSO:** 2HX2W; COMPACT PLANT WITH REPEAT-BLOOMING APRICOT FLOWERS.
- CHAMPAGNE WISHES:** 4HX3W; CLUSTERS OF SOFT APRICOT BUDS OPEN FULLY TO BLOOMS OF ANTIQUE WHITE
- CORAL COVE:** 3HX4W; DOUBLE BLOOMS WHOSE OUTER PETALS ARE DARK PINK THAT CHANGE TO ORANGE AND FINALLY TO BRIGHT YELLOW AT THE CENTER.
- HIGH VOLTAGE:** 4HX3W; BEAUTIFUL CLUSTERS OF DOUBLE YELLOW, FRAGRANT BLOSSOMS HELD HIGH ON STURDY STEMS
- KASHMIR:** 3HX3W; VELVETY RED BLOSSOMS ARE AS SOFT AS CASHMERE AND BEG TO BE CUT FOR THE VASE.
- MUSIC BOX:** 4HX4W; EVERBLOOMING DOUBLE BLOSSOMS WITH CREAMY YELLOW CENTERS SURROUNDED BY DELICATE PINK BLENDS.
- PAINT THE TOWN:** 3HX4W; EVERBLOOMING RED, HYBRID TEA-SHAPED BLOOMS.

#2	#3
\$33.50	\$41

**-KNOCK OUT ROSES:**

EASY TO GROW AND DON'T REQUIRE SPECIAL CARE. FOR BEST PERFORMANCE, WE RECOMMEND CUTTING THEM BACK EVERY YEAR IN EARLY SPRING AFTER THE LAST THREAT OF FROST HAS PASSED. **ZONE: 5-10**

**VARIETIES:**

- CORAL:** 4HX4W, DOUBLE UNIQUE CORAL COLOR.
- DOUBLE PINK:** 4HX4W, DOUBLE, BRIGHT PINK FLOWER
- DOUBLE RED:** 4HX4W, DOUBLE, CHERRY RED FLOWERS.
- EASY BEE-ZY:** 3HX3W; SINGLE, FRAGRANT YELLOW FLOWERS
- ORANGE GLOW:** 4HX3W; DOUBLE, LUMINOUS ORANGE FLOWERS
- PEACHY:** 3HX3W, DOUBLE, PEACHY PINK FLOWERS.
- PETITE:** 1.5HX1.5W, DOUBLE, COMPACT SIZE, MINIATURE NON-FADING RED FLOWERS.
- PINK:** 4HX4W, SINGLE, BRIGHT PINK FLOWER.
- RED:** 4HX4W, SINGLE, CHERRY RED FLOWER.
- WHITE:** 3.5HX3.5W, SINGLE, PURE WHITE FLOWERS ON DARK FOLIAGE.

#2	#3
\$33.50	\$41

**OSO EASY ROSES**

EASY CARE AND DISEASE RESISTANT, BLOOMS NON-STOP ALL SUMMER. **ZONE 4-9**

**VARIETIES:**

- DOUBLE PINK:** 2HX2W; TRUE PINK FLOWERS HAVE A CHEERY YELLOW CENTER.
- DOUBLE RED:** 4HX4W, LUSH, DEEP-RED FLOWERS, LUSTROUS GREEN FOLIAGE.
- EASY PEASY:** 3HX3W; DEEP PINK/MAGENTA FLOWERS APPEAR IN CLUSTERS ALL SEASON
- HOT PAPRIKA:** 2HX2W, LOW GROWING WITH VIBRANT ORANGE FLOWERS.
- LEMON ZEST:** 3HX3W, SUNNY YELLOW FLOWERS THAT DON'T FADE TO WHITE.
- ICE BAY:** 3HX3W; MILKY WHITE PETALS AND BRILLIANT GOLDEN STAMENS AT THE CENTERS.
- ITALIAN ICE:** 2.5HX2.5W, LIGHT YELLOW FLOWERS WITH BLUSH PINK EDGES.
- MANGO SALSA:** 3HX3W, SHADES OF CORAL PINK FLOWERS.
- PAPRIKA:** 2HX3W, ORANGE BLOOMS WITH YELLOW CENTERS.
- PEACHY:** 3.5HX3.5W, BRIGHT MAGENTA FLOWERS.
- RED STRIPE:** 4HX4W; STRIPED AND SWIRLED BLOOMS IN SHADES OF RED, PINK, AND WHITE.
- URBAN LEGEND:** 3.5HX3.5W, TRUE RED SEMI-DOUBLE FLOWERS WITH YELLOW CENTER.

#2	#3
\$33.50	\$41

## REMISCENT ROSES:

COMBINES THE LUSH, FULL, FRAGRANT FLOWERS YOU REMEMBER WITH MODERN DAY DISEASE RESISTANCE AND CONTINUOUS BLOOMING ZONE: 4-9

### VARIETIES:

'CORAL': 3HX2W; CHEERY, TROPICAL CORAL COLOR BLOOM WITH A WARM COPPER-COLORED GLOW EMANATING FROM THE CENTER.

'CREMA': 3HX2W; NOT QUITE WHITE AND NOT QUITE YELLOW, FRAGRANT BLOOMS ARE THE HUE OF FRESH BUTTERMILK.

'PINK': 3HX2W; LUSH PINK FLOWERS AND INCREDIBLE FRAGRANCE

#2	#3
\$33.50	\$41.50

### 'RUGOSA ROSES: 5HX5W,

DENSE, ROUNDED, THORNY, SUCKERING ROSE WITH FRAGRANT PINK, PURPLE, OR WHITE FLOWERS. FLOWERS YIELD FLESHY, EDIBLE HIPS (SEED PODS) THAT RIPEN BRIGHT RED. EASIEST ROSE TO GROW. GOOD COLD TOLERANCE AND PEST RESISTANT. ZONE: 2-7

### VARIETIES:

'ALBA': 5HX6W; INTENSELY FRAGRANT, SINGLE, SNOW-WHITE BLOOMS ALL SUMMER. LARGE RED-ORANGE HIPS FOLLOW FLOWERS IN LATE SUMMER.

'PINK PAVEMENT': 5HX4W; BEAUTIFUL, LARGE, SEMI-DOUBLE BLOOMS THAT RANGE IN COLOR FROM DEEP PINK TO MAUVE, SUBTLE FRAGRANCE

'PURPLE PAVEMENT': 5HX5W; FRAGRANT VIOLET-MAUVE ROSE WITH SEMI-DOUBLE BLOOMS AND GOLDEN CENTERS. RED HIPS IN THE FALL.

'SNOW PAVEMENT': 3HX4W; VERY FRAGRANT, FLUFFY, PALE LAVENDER, SEMI-DOUBLE FLOWERS THAT AGE TO PALE BLUSH PINK AND, FINALLY, TO PURE WHITE. BIG ROUND HIPS THAT COLOR UP BRIGHT RED IN THE FALL.

#2	#3
\$33.50	\$41.50

### SALIX ALBA 'TRISTIS' (GOLDEN WEEPING WILLOW) - 60HX60W

BROAD CANOPY, GOLDEN WEEPING BRANCHES. RICH GREEN FOLIAGE TURNS YELLOW-GREEN IN FALL. PROVIDES POPULAR HABITAT FOR BIRDS. ZONE: 4-8

#15	1.5"	1.75"	2"	2.5"	3"	3.5"	4"	4.5"	5"
\$149	\$199	\$249	\$299	\$349	\$449	\$549	\$649	\$749	\$899



### SALIX CAPREA (PUSSY WILLOW) - 15HX12W

LARGE SHRUB OR SMALL TREE. MANY CONSIDER THIS TO BE THE BEST OF THE "PUSSY WILLOWS". BEFORE THE FOLIAGE EMERGES IN LATE WINTER, MALE TREES PRODUCE A SHOWY DISPLAY OF CATKINS THAT ARE PINKISH GRAY AND WOOLLY. ZONE: 4-8

#7
\$179

### SALIX CAPREA 'PENDULA' (WEEPING PUSSY WILLOW) - 6HX8W

WEEPING SHRUB, TYPICALLY GRAFTED ONTO A STANDARD FORMING A SMALL TREE WITH WEEPING BRANCHES. PRODUCES FUZZY CATKINS EARLY SPRING BEFORE DARK GREEN LEAVES EMERGE. FALL FOLIAGE IS YELLOW. VERY ADAPTABLE. TOLERATES SOME STANDING WATER AND URBAN POLLUTION. ZONE: 4-8

#7	1.75"	2"
\$179	\$249	\$299



### SALIX DISCOLOR (PUSSY WILLOW) - 10HX10W

(N) SILKY CATKINS OPEN WELL BEFORE OTHER SPRING BLOOMS. FLOWERS STAND OUT BY BLOOMING ON BARE STEMS BEFORE LEAVES APPEAR. TRUNKS ARE TYPICALLY CLUSTERED WITH A STRONG, UPRIGHT FORM PROVIDING GOOD COVER AND NESTING SITES. ZONE: 4-8

#3
\$46.50

**SALIX INTEGRAL 'HAKURO NASHIKI FLAMINGO' (DAPPLED WILLOW) - 15HX15W**  
 BRANCHES DISPLAY STRIKING PINK STEMS AND BUDS, SURROUNDED BY FOLIAGE  
 MOTTLED IN WHITE, GREEN AND SOFT PINK HIGHLIGHTS. COLORED STEMS PROVIDE  
 EXCELLENT WINTER INTEREST. THIS GRACEFUL SHRUB IS A PERFECT GARDEN ACCENT.  
 CAN BE GROWN IN A GRAFTED TREE FORM. **ZONE: 5-7**



SHRUB		TREE FORM		
#3	#5	#10	#15/48" HEAD	72" HEAD
\$43.50	\$67	\$145	\$209	\$349

**SALIX MATSUDANA 'GOLDEN CURLS' (GOLDEN CURLS WEeping WILLOW) - 40HX40W**  
 DROUGHT AND SALT TOLERANT. YELLOW FLOWERS BLOOM IN SPRING BEFORE  
 GLOSSY GREEN FOLIAGE EMERGES AND TURNS BRIGHT YELLOW IN FALL. BRANCHES  
 ARE CONTORTED AND TWIST AS THEY WEEP DOWNWARDS. BARE WINTER BRANCHES  
 HAVE GOLDEN COLOR. **ZONE: 4-7**



#7  
 \$135

**SAMBUCUS NIGRA (ELDERBERRY)**

DECIDUOUS, SOMEWHAT SPRAWLING, MULTI-STEMMED SHRUB FORM. TINY WHITE FLOWERS  
 BLOOM IN JUNE-JULY AND GIVE WAY TO CLUSTERS OF EDIBLE, GLOSSY BLACK FRUIT IN LATE  
 SUMMER. FRUITS ARE ATTRACTIVE TO BIRDS AND WILDLIFE.

**VARIETIES:**

-**'BLACK LACE': 7HX4W**, DISTINCTIVE LACY FOLIAGE ALL SEASON AND SOFT PINK  
 EARLY SUMMER FLOWERS GIVE SEASON LONG COLOR AND TEXTURE. DEER  
 RESISTANT. **ZONE: 4-7**

-**'BLACK TOWER': 7HX4W**, NARROW, UPRIGHT SHRUB WITH FANTASTIC BURGUNDY FOLIAGE.  
 SOFTLY CUT EDGES PROVIDE AN ELEGANT TEXTURE. BRIGHT PINK FLOWERS YIELD CLUSTERS OF  
 BLACKISH RED BERRIES. **ZONE: 4-9**

-**'GOLDEN TOWER': 10HX4W**, DENSE COLUMNAR FORM WITH LACY GOLDEN GREEN LEAVES.  
 PRODUCES WHITE FLOWER CLUSTERS THAT BLOOM IN SPRING. FOLLOWING THE FLOWERS ARE  
 CLUSTERS OF RED BERRIES. **ZONE: 4-8**

#3  
 \$43.50

**SAMBUCUS RACEMOSA 'LEMONY LACE' (LEMONY LACE ELDERBERRY) - 4HX4W**

"LEMONY LACE" OFFERS FINELY DISSECTED FOLIAGE BUT IN A CHEERY GOLD COLOR TO LIGHTEN  
 UP A LANDSCAPE. PRODUCES BIG CLUSTERS OF WHITE FLOWERS IN EARLY SPRING BEFORE THE  
 FOLIAGE EMERGES, THEN BRIGHT YELLOW LEAVES TAKE OVER, WITH RED EDGES. AS THE FOLIAGE  
 AGES, IT TURNS AN ATTRACTIVE CHARTREUSE YELLOW. **ZONE: 3-7**

#3  
 \$43.50

**SPIRAEA**

ABOUT 80 SPECIES MAKE UP THIS GENUS OF DECIDUOUS SHRUBS. THEY ARE GROWN PRIMARILY  
 FOR THEIR SMALL BUT PROFUSE WHITE, PINK, OR PURPLE FLOWERS IN SPRING OR SUMMER. USE  
 IN A VARIETY OF LANDSCAPE PLANTING APPLICATIONS. DEER RESISTANT

**BUMALDA:**

-**'ANTHONY WATERER': 4HX4W**, ATTRACTIVE REDDISH-PURPLE SPRING FOLIAGE, ROSY-PINK  
 FLOWERS IN EARLY SUMMER. **ZONE: 4-9**

-**'GOLD FLAME': 4HX4W**, EMERGE BRONZE-RED, TO YELLOW & GREEN, ORANGE-COPPER IN FALL,  
 ROSE PINK FLOWERS. **ZONE: 4-8**

#2	#3
\$31	\$35

**SPIRAEA JAPONICA:**

- 'DAKOTA GOLDCHARM': 2HX3W**, PINK FLOWERS BLOOM THROUGH SUMMER. SHOWY GOLDEN FOLIAGE WITH PINK ACCENTS TURN PINKISH-RED IN FALL. **ZONE: 3-8**
- 'GOLD MOUND': 3HX4W**, GOLD-TONED FOLIAGE FROM SPRING-FALL. PINK FLOWERS. **ZONE: 4-8**
- 'LITTLE PRINCESS': 3HX3W**, DAINTY, ROSE PINK FLOWERS ON MINT-GREEN FOLIAGE. **ZONE: 4-8**
- 'MAGIC CARPET': 2HX3W**, LEAVES EMERGE RED, MATURE TO GOLD-GREEN DEPENDING ON AVAILABLE LIGHT. FALL FOLIAGE IS RUSSET (REDDISH-BROWN). PRODUCES CLUSTERS OF SMALL BRIGHT PINK FLOWERS. **ZONE: 3-8**
- 'NEON FLASH': 3HX3W**, BRIGHT NEON RED FLOWERS OFFSET BY A NEAT MOUND OF RICH GREEN FOLIAGE THAT BECOMES DARK BURGUNDY IN FALL. **ZONE: 4-8**
- 'SHIROBANA': 2HX3W**, LIGHT GREEN FOLIAGE WITH WHITE, PINKISH RED FLOWER CLUSTERS. **ZONE: 4-8**

#2	#3
\$31	\$35

**NIPPONICA**

- 'RENAISSANCE' (RENAISSANCE SPIREA): 8HX12W**, BLUE-GREEN FOLIAGE, WHITE FLOWERS BLOOM MID SPRING. IMPROVED VERSION OF 'VANHOUTTEI'. **ZONE: 3-8**
- 'SNOWMOUND': 5HX5W**, GRACEFUL BRANCHING WITH DARK GREEN FOLIAGE AND CLUSTERS OF WHITE FLOWERS. **ZONE: 3-8**
- 'VANHOUTTE' (BRIDALWREATH): 8HX10W**, ARCHING BRANCHES, DOUBLE WHITE FLOWERS, BLUE GREEN LEAVES TURN PURPLISH IN FALL. **ZONE: 3-8**

#2	#3
\$31	\$35

**DOUBLE PLAY SERIES:**

EARNING THEIR NAME BECAUSE THEY ADD COLORFUL FOLIAGE TO THE FEATURE LIST. THEY'RE ESPECIALLY COLORFUL WHEN THEY EMERGE IN SPRING, TAKING ON VIVID REDS AND BURGUNDIES THAT BRING WELCOME VIBRANCE TO EARLY SPRING. AS THE FOLIAGE MATURES, IT TAKES ON NEW CHARACTERISTICS, AND NEW GROWTH CONTINUES TO EMERGE IN COLORFUL TONES. IN LATE SPRING/EARLY SUMMER, THE FLOWERS TAKE CENTER STAGE: BIG, SHOWY CLUSTERS OF BRIGHT, BOLDLY COLORED FLOWERS.

- 'ARTISAN': 2HX3W**, RICH, PURPLE-RED NEW GROWTH, FUCHSIA SUMMER FLOWERS. **ZONE: 3-8**
- 'BIG BANG': 3HX3W**, FOLIAGE EMERGES ORANGE, MATURES YELLOW, THEN RICH GOLDEN ORANGE IN FALL, PINK FLOWERS. **ZONE: 3-8**
- 'CANDY CORN': 2HX2W**, BRIGHT, CANDY-APPLE RED FOLIAGE MATURES TO YELLOW WITH BLAZING ORANGE THROUGH-OUT SEASON. VIBRANT, RED-VIOLET BLOOMS. **ZONE: 4-8**
- 'DOOZIE': 3HX3W**, FOLIAGE EMERGES DEEP RED IN SPRING. BRIGHT, GLOWING PURPLE-RED FLOWERS IN LATE SPRING CONTINUE THROUGH SUMMER. **ZONE: 3-8**
- 'GOLD': 2HX2W**, BRIGHT GOLD FOLIAGE WITH HOT-PINK SPRING FLOWERS. **ZONE: 3-8**
- 'PINK': 3HX3W**, LEAVES EMERGE RED IN SPRING, MATURE TO A RICH GREEN. PURE PINK FLOWERS. **ZONE: 3-8**
- 'RED': 3HX3W**, FOLIAGE EMERGES A RICH, BURGUNDY AND MATURES TO DARK GREEN. CRIMSON RED BLOOMS. **ZONE: 3-8**

#2	#3
\$37.50	\$41

**SYRINGA X BABY KIM (BABY KIM LILAC) - 3HX3W**

ENJOY GLOSSY, DARK GREEN FOLIAGE, AN ABUNDANCE OF FRAGRANT PURPLE BLOOMS THAT DON'T FADE TO WHITE, AND A USEFUL ROUNDED HABIT THAT FITS INTO JUST ABOUT ANY SUNNY SPOT. IT BRINGS ALL THE JOY OF LILACS INTO A NEATER, TIDIER PACKAGE SO YOU CAN ENJOY THIS CLASSIC FLOWERING SHRUB NO MATTER HOW MUCH - OR HOW LITTLE - SPACE YOU HAVE. DEER TOLERANT. **ZONE: 3-8**

#3
\$46.50

**SYRINGA BLOOMERANG (BLOOMERANG LILAC) - 4HX4W**

ENJOY CLASSIC LILAC FRAGRANCE FOR MONTHS INSTEAD OF WEEKS! THIS LILAC BLOOMS IN SPRING, AND BLOOMS AGAIN AFTER A SHORT REST DURING THE HEAT OF SUMMER UNTIL FROST. COMPACT, MOUNDED SHAPE IS IDEAL AS A HEDGE OR FOUNDATION PLANTING. **ZONE: 3-7**

**VARIETIES:**

- 'BALLET'**: ABUNDANCE OF FRILLY PINK BLOOMS IN THE SPRING, AND A GORGEOUS REBLOOM PERFORMANCE FROM LATE SUMMER INTO FALL.
- 'DARK PURPLE'**: **6HX6W** VERY LARGE DARK PURPLE BUDS OPEN TO A CLASSIC DEEP PURPLE-LILAC COLOR AND PERFUME THE AIR FOR WEEKS. BLOOMS AGAIN IN MID TO LATE SUMMER, CONTINUING THROUGH FROST.
- 'PURPINK'**: A LOVELY SHADE PURPLE OR ARE THEY PALE PINK? IT'S ONE OF THE MOST PROLIFIC REBLOOMERS IN THE SERIES PUTTING ON A SHOW IN THE SPRING AND AGAIN LATER ON IN THE SUMMER.

#3  
\$46.50

**SYRINGA MEYERI 'PALIBIN' (DWARF KOREAN LILAC) - 7HX6W**

DENSE, COMPACT, LOW-SPREADING, DECIDUOUS SHRUB THAT GETS COVERED WITH A PROFUSION OF SWEETLY-FRAGRANT UPRIGHT PANICLES OF LILAC-PINK SINGLE FLOWERS IN LATE SPRING TO EARLY SUMMER. ALTERNATE TREE FORM, IS GRAFTED ONTO A STANDARD. BEST USED AS A SOLITARY ACCENT IN A GARDEN. **ZONE: 3-7**

SHRUB	TREE FORM					
#3	4' TF	18" HD	24" HD	30" HD	36" HD	
\$46.50	\$139	\$199	\$249	\$299	\$349	



**SYRINGA PRESTONIAE 'DONALD WYMAN' (DONALD WYMAN LILAC) - 10HX6W;**

EXTREMELY HARDY, LATE BLOOMING VARIETY. PURPLE BUDS AND SINGLE, FRAGRANT, PINK-LILAC FLOWER CLUSTERS APPEAR ON NEW SPRING GROWTH, ABOUT TWO WEEKS AFTER COMMON VARIETIES. USEFUL IN SHRUB BORDERS, INFORMAL HEDGES AND PERENNIAL BORDERS. **ZONE: 2-7**

#3  
\$46.50

**SYRINGA PUBESCENS SUBSP. PATULA 'MISS KIM' (MISS KIM LILAC) - 8HX8W**

UPRIGHT, COMPACT LILAC BLOOMS LATER THAN OTHERS, EXTENDING THE SEASON WITH DEEP PURPLE BUDS THAT REVEAL CLUSTERS OF HIGHLY FRAGRANT, LAVENDER BLUE FLOWERS. FOLIAGE IS BURGUNDY-TINGED IN FALL. HARDY, WITH EXCELLENT POWDERY MILDEW RESISTANCE. **ZONE: 4-8**

SHRUB	TREE FORM					
#3	#5	#7	18" HEAD	24" HEAD	30" HEAD	36" HEAD
\$46.50	\$61.50	\$92	\$199	\$249	\$299	\$349



**SYRINGA RETICULATA (JAPANESE TREE LILAC) - 30HX25W**

DARK GREEN LEAVES IN SUMMER MATURE TO A YELLOW-GREEN COLOR. CREAMY WHITE FRAGRANT FLOWERS YIELD DRY CAPSULED SEEDS. **ZONE: 3-7**

SINGLE STEM				MULTI STEM			
1.5"	1.75"	2"	2.5"	4'	5'	6'	7'
\$199	\$249	\$299	\$349	\$179	\$229	\$279	\$319



**SYRINGA RETICULATA 'IVORY SILK' (IVORY SILK TREE LILAC) - 20HX15W**

SMALL, UPRIGHT, VASE SHAPED CANOPY. LARGE UPRIGHT PLUMES OF CREAMY WHITE FLOWERS IN EARLY SUMMER. ADAPTABLE TO URBAN CONDITIONS. **ZONE: 3-7**

SINGLE STEM				MULTI STEM			
1.5"	1.75"	2"	2.5"	4'	5'	6'	7'
\$199	\$249	\$299	\$349	\$179	\$229	\$279	\$319



**SYRINGA VULGARIS (COMMON LILAC/FRENCH HYBRIDS)**

UPRIGHT, MULTI-STEMMED, SUCKERING, DECIDUOUS SHRUB. PARTICULARLY NOTED FOR ITS MID TO LATE SPRING (MAY) BLOOM OF VERY FRAGRANT, LILAC TO PURPLE FLOWERS, WHICH BLOOM IN LARGE CONICAL TO NARROW-PYRAMIDAL PANICLES.

**VARIETIES:**

- 'AGINCOURT BEAUTY': 12HX12W;** DEEP PURPLE FLOWERS WITH SINGLE FLORETS AND A LIGHT FRAGRANCE. **ZONE: 3-7**
- 'ALBA': 15HX12W,** SWEETLY FRAGRANT, WHITE FLOWER CLUSTER. **ZONE: 2-7**
- 'CHARLES JOLY': 8HX6W,** VERY FRAGRANT, DEEP WINE-RED, DOUBLE FLOWERS. **ZONE: 4-7**
- 'DECLARATION': 8HX6W;** LARGE, DRAMATIC CLUSTERS OF DEEP REDDISH PURPLE, FRAGRANT FLOWERS **ZONE: 4-7**
- 'JAMES MACFARLANE': 8HX8W,** PINK BLOOMS, HIGH DISEASE & MILDEW RESISTANT. **ZONE: 2-7**
- 'KRASAVISTA MOSKOVI': 12HX7W,** FRAGRANT DOUBLE WHITE WITH BLUSH-PINK FLOWERS. **ZONE: 3-7**
- 'LUDWIG SPAETH': 12HX8W,** FRAGRANT, DEEP WINE-RED FLOWERS BLOOM LATE SPRING. **ZONE: 4-7**
- 'MICHAEL BUCHNER': 12HX10W,** DOUBLE LILAC PURPLE BLOOMS. **ZONE: 3-9**
- 'MONGE': 12HX12W,** FRAGRANT, RED-PURPLE SINGLE FLOWERS BLOOM LATE SPRING. **ZONE: 4-7**
- 'MONTAIGNE': 12HX10W,** VERY FRAGRANT, DOUBLE PINK FLOWERS, VERY HARDY. **ZONE: 4-8**
- 'PRESIDENT GREVVY': 10HX8W,** VERY FRAGRANT, DOUBLE VIOLET-BLUE FLOWERS. **ZONE: 3-7**
- 'SENSATION': 10HX8W,** LIGHTLY FRAGRANT, SINGLE, PURPLE FLORETS EDGED IN WHITE. **ZONE: 3-7**
- 'YANKEE DOODLE': 10HX6W,** DEEP PURPLE FLOWERS. **ZONE: 2-8**

#3	24"	3'	3.5'	4'	6'
\$46.50	\$61.50	\$89	\$109	\$139	\$219

**TAXODIUM DISTICHUM (BALD CYPRESS)**

DECIDUOUS CONIFER (LOSES ITS NEEDLES IN WINTER). YELLOW-GREEN FOLIAGE IS SOFT AND FEATHERY, TURNS AN ORANGE-CINNAMON BROWN BEFORE DROPPING. GROWS WELL IN A VARIETY OF SOIL CONDITIONS.

**VARIETIES:**

- 'CASCADE FALLS' (WEeping BALD CYPRESS): 20HX8W,** GRAFTED FORM WITH WEeping BRANCHES. DOES NOT PRODUCE ANY VIABLE SEEDS. **ZONE: 4-10**



1.5"	4"
\$199	\$649

**TAXUS BACCATA 'REPANDENS' (WEeping ENGLISH YEW) - 4HX10W**

LOW GROWING, ARCHING BRANCHES DROOP AT THEIR TIPS. SPREADING HABIT MAKES IT IDEAL AS A MEDIUM-SIZED GROUND COVER. LIGHT GREEN FOLIAGE MATURES DARK GREEN. THE FERNY LEAVES REMAIN DARK GREEN THROUGH THE WINTER. RED FRUIT FORM IN FALL. **ZONE: 4-8**

15-18"
\$55

**TAXUS CUSPIDATA 'CAPITATA' (CAPITATA UPRIGHT YEW) - 15HX8W**

BRIGHT GREEN PYRAMIDAL CONIFER IS HIGHLY VERSATILE. FINE TEXTURED FOLIAGE BEARS A SOFT APPEARANCE. ATTRACTIVE EXFOLIATING REDDISH BARK. EXCELLENT STAND ALONE SPECIMEN OR IN SCREEN, WINDBREAK OR BACKGROUND. TOLERATES SHADE. NON-FLOWERING. **ZONE: 4-7**

18"	30"
\$69	\$109

**TAXUS MEDIA (YEW)**

VERSATILE EVERGREEN SHRUB WITH DARK GREEN FOLIAGE. NEW NEEDLES EMERGE BRIGHT GREEN. TOLERANT TO SHADE AND HEAVY PRUNING. PRODUCE SCARLET BERRY-LIKE CONES

**VARIETIES:**

- ‘**DENSIFORMIS’ (SPREADING YEW): 4HX5W**, DENSE, LOW, SPREADING SHRUB CREATES AN EXCELLENT BASIC FOUNDATION PLANTING FOR HEDGE, SCREEN OR BORDER. **ZONE: 4-7**
- ‘**HICKSI’ (HICKS UPRIGHT YEW): 10HX4W**, EXCELLENT FOR TALL HEDGES. LONG, UPRIGHT GROWING BRANCHES FORM A NARROW, COLUMNAR HABIT. **ZONE: 4-7**

#3	18-24"
\$45	\$65

**TUJA OCCIDENTALIS ‘BOBOZAM’ (MR.BOWLING BALL GLOBE ARBORVITAE) - 2HX2W**  
(N) DWARF, ROUNDED, EVERGREEN SHRUB WITH DENSE FOLIAGE. LACY, RICH GREEN FOLIAGE WITH EXCELLENT YEAR-ROUND COLOR RETENTION. **ZONE: 3-7**

#2	#3
\$36.50	\$45

**TUJA OCCIDENTALIS ‘FIRE CHIEF’ (FIRE CHIEF GLOBE ARBORVITAE) - 2HX2W**  
(N) NEARLY PERFECT GLOBE-SHAPED DWARF SHRUB WITH FINE, BRIGHT GOLD SPRING FOLIAGE AND FANTASTIC DEEP RED FALL COLOR. THIS VARIATION OF THE POPULAR ‘RHEINGOLD’ HAS DEEPER COLOR AND IS LESS PRONE TO SPLITTING. A SLOW GROWING, LOW MAINTENANCE EVERGREEN PERFECT FOR A FOUNDATION PLANT OR AS A ROCK GARDEN SPECIMEN. **ZONE: 4-7**

#2	#3
\$36.50	\$45

**TUJA OCCIDENTALIS ‘GLOBOSA AUREA’ (GOLDEN GLOBE ARBORVITAE) - 4HX4W**  
(N) SLOW GROWING, GLOBE-SHAPED SHRUB ARBORVITAE WITH LOOSE BRANCHING FILLED WITH GOLDEN-YELLOW FOLIAGE (SIMILAR TO ‘WOODWARDII’). WORKS WELL AS LOW HEDGE OR FOUNDATION PLANT. **ZONE: 4-7**

#3
\$45

**TUJA OCCIDENTALIS ‘LITTLE GIANT’ (LITTLE GIANT GLOBE ARBORVITAE) - 4HX4W**  
(N) THIS SMALL, GLOBE-SHAPED EVERGREEN SHRUB IS VERY VERSATILE. NOTED FOR HOLDING ITS COLOR WELL THROUGH THE WINTER MONTHS. THE RICH GREEN FOLIAGE AND SMALL FORM MAKE THIS A WONDERFUL FOUNDATION PLANT, SPECIMEN OR HEDGE. **ZONE: 3-8**

#3
\$45

**TUJA OCCIDENTALIS ‘NIGRA’ (DARK AMERICAN ARBORVITAE) - 25HX10W**  
(N) DENSE EVERGREEN WITH DARK GREEN FOLIAGE DEVELOPING A LOOSE PYRAMIDAL HABIT. TOLERATES DRY ALKALINE SOIL. EXCELLENT FOR SCREENING. **ZONE: 3-7**

#5	4’	5’	6’	7’	8’
\$69	\$89	\$135	\$185	\$249	\$319



**TUJA OCCIDENTALIS ‘SMARAGD’ (EMERALD GREEN ARBORVITAE) - 15HX4W**  
(N) NATURALLY TIGHT, PYRAMIDAL, EVERGREEN. WORKS WELL AS A HEDGE OR AS A PUNCTUATION MARK. RETAINS BRIGHT EMERALD GREEN COLOR THROUGHOUT THE YEAR. HAS AN ATTRACTIVE PATTERN TO ITS BRANCHES. **ZONE: 2-7**

#5	#7	4’	5’	6’	7’	8’
\$69	\$89	\$109	\$135	\$185	\$249	\$319



**THUJA OCCIDENTALIS 'SNOWTIP' (SNOWTIP ARBORVITAE) - 35HX8W**

(N) A CONICAL EVERGREEN SHRUB THAT DISPLAYS DARK GREEN FOLIAGE WITH WHITE VARIATION. MAKES A DRAMATIC ACCENT FOR BORDERS AND GARDENS IN HOME LANDSCAPES. HARDY AND ADAPTABLE. TAKES PRUNING WELL. **ZONE: 3-9**

7'	8'
\$259	\$299

**THUJA OCCIDENTALIS 'TECHNY' (EASTERN WHITE CEDAR) - 15HX10W**

(N) DWARF VARIETY. DENSE, CONIAL SHAPE WITH A BROAD BASE. CANOPY IS MADE UP OF RICH GREEN FLAT FOLIAGE THAT GROW IN FAN SHAPED CLUSTERS. UNLIKELY TO YELLOW IN WINTER. ITS RED-BROWN BARK EXFOLIATES AS THE TREE MATURES.

**ZONE: 2-8**

4'
\$99

**THUJA OCCIDENTALIS 'WOODWARDII' (WOODWARD GLOBE ARBORVITAE) - 8HX12W**

(N) DARK GREEN FOLIAGE. RETAINS GLOBULAR SHAPE WITHOUT PRUNING. TOLERANT OF DROUGHT AND LOW HUMIDITY. ADAPTABLE SPECIMEN FOR HEDGE OR BORDER PLANTINGS. SLOW GROWER. **ZONE: 3-7**

#3	24"
\$39	\$59

**THUJA X PLICATA 'JUNIOR GIANT' (JUNIOR GIANT ARBORBITAE) - 20HX5W**

(N) SMALLER VERSION OF GREEN GIANT ARBORVITAE. NATURAL CONICAL FORM WITH DEEP GREEN FOLIAGE TH BRONZES IN WINTER. DEER RESISTANT. **ZONE: 5-8**

#3	#7
\$45	\$135

**THUJA PLICATA X STANDISH 'GREEN GIANT' (GREEN GIANT ARBORVITAE) - 50HX15W**

LARGE, FAST-GROWING EVERGREEN. ITS NATURAL PYRAMIDAL TO CONICAL FORM BOASTS DENSE, RICH GREEN FOLIAGE THAT DARKENS/BRONZES SLIGHTLY IN WINTER. MILDLY DEER RESISTANT. **ZONE: 5-8**

#5	#7	4'	5'	6'	6'HVY	7'	7'HVY	8'HVY
\$69	\$95	\$119	\$159	\$199	\$229	\$259	\$319	\$399

**TILIA CORDATA 'GREENSPIRE' (GREENSPIRE LITTLE LEAF LINDEN) - 45HX35W**

IS A MAGNIFICENT SHADE TREE WITH A STRONG, SPIRE SHAPE AND FRAGRANT YELLOW FLOWERS EARLY SUMMER. IT IS VERY TIDY AND LOW MAINTENANCE. DARK GREEN, HEART-SHAPED, FOLIAGE, TURNS AN OUTSTANDING GOLD IN FALL. **ZONE: 3-7**

1.5"	1.75"	2"	2.5"
\$199	\$249	\$299	\$349

**TILIA X MONGOLICA 'HARVEST GOLD' (HARVEST GOLD LINDEN) - 40HX30W**

ALL AROUND HARDY TREE FOR STREET OR YARD USE. EXCELLENT DISEASE RESISTANCE AND ADAPTABLE TO MANY SOIL TYPES. STRIKING GOLD FALL COLOR. **ZONE: 2-7**

1.5"	1.75"	2"	2.5"
\$199	\$249	\$299	\$349

**TSUGA CANADENSIS (CANADIAN HEMLOCK) - 70HX30W**

(N) DENSE, PYRAMIDAL EVERGREEN. FLAT SPRAYS OF LACY FOLIAGE GIVE A GRACEFUL FORM. SHORT NEEDLES ARE DARK GREEN ALL YEAR ROUND. PRODUCES SMALL TAN-BROWN SEED BEARING CONES. LOWER BRANCHES DROOP DOWNWARDS. TOLERANT OF HEAVY SHADE. NO PART OF THIS HEMLOCK IS POISONOUS. **ZONE: 3-7**

#7	4'	5'	6'	7'
\$99	\$179	\$209	\$269	\$339



### ULMUS 'FRONTIER' (FRONTIER ELM) - 40HX30W

COMBINES A HIGH LEVEL OF TOLERANCE TO DUTCH ELM DISEASE, MODERATE RESISTANCE TO ELM LEAF BEETLE, SMALL LEAVES, AND A LOVELY RED-PURPLE AUTUMN COLORATION. IT IS PERFECT FOR USE IN SMALLER LANDSCAPES, ALONG CITY STREETS, AND UNDER POWER LINES. **ZONE: 5-8**



1.5"
\$199

### ULMUS JAPONICA X WIL 'MORTON' (ACCOLADE ELM) - 60HX40W

VIGOROUS GROWTH, GLOSSY DARK GREEN LEAVES TURN YELLOW IN FALL. SMALL GREEN FLOWERS BLOOM IN SPRING AND YIELD SINGLE SEEDED SAMARAS. RESISTANCE TO DUTCH ELM DISEASE, ELM LEAF MINER, AND ELM LEAF BEETLE. **ZONE: 5-8**



2.5"	3"
\$349	\$449

### VIBURNUM 'BURKWOODII' (BURKWOOD VIBURNUM) - 10HX7W

DENSELY-BRANCHED, MULTI-STEMMED SHRUB. FEATURES FRAGRANT WHITE FLOWERS ARRANGED IN FLAT-TOPPED CYMES (2-4" WIDE) IN APRIL. FLOWERS ARE FOLLOWED BY PENDULOUS CLUSTERS OF RED BERRY-LIKE DRUPES WHICH RIPEN BLACK. **ZONE: 5-8**

#3	#5
\$46.50	\$67

### VIBURNUM CARLESII (KOREAN SPICE VIBURNUM) - 8HX6W

DECIDUOUS SHRUB WITH TOOTHED, DARK GREEN LEAVES BEARS PINK BUDS IN LATE SPRING THAT OPEN TO WHITE-PINK FLOWERS BORNE IN DOMED CLUSTERS. THE INTOXICATING FRAGRANCE RESEMBLES SPICE CAKE. HAS ATTRACTIVE RED FOLIAGE AND BERRIES IN FALL.

#### VARIETIES:

-**'CAYUGA': 5HX7W**, CROSS BETWEEN 'CARLESII' AND 'CARLCEPHALUM'. SWEETLY FRAGRANT, WAXY WHITE FLOWERS. **ZONE: 4-8**

-**'SPICE BABY': 4HX5W**, STRONGER GROWTH HABIT THAN OTHER DWARF VARIETIES. **ZONE: 4-8**

-**'SPICE GIRL': 7HX7W**, SWEET, PINK, MID SPRING BLOOMS. BRIGHT-RED FALL FOLIAGE. **ZONE: 4-8**

#3	#5
\$46.50	\$67

### VIBURNUM DENTATUM (ARROWWOOD VIBURNUM)

(N) UPRIGHT, ROUNDED, MULTI-STEMMED SHRUB. PRODUCES NON-FRAGRANT, FLAT CLUSTERS OF WHITE FLOWERS, YIELD BLUE-BLACK BERRY-LIKE DRUPES. EXTREMELY WINTER HARDY. EXCELLENT SHRUB FOR BOARDERS, HEDGES, AND SCREENS. **ZONE: 3-8**

#### VARIETIES:

-**'ARROWWOOD': 8HX8W**, CREAMY WHITE FLOWERS BLOOM LATE SPRING, YELLOW & REDDISH-PURPLE FALL FOLIAGE COLOR.

-**'BLUE MUFFIN': 7HX6W**, CLEAN WHITE FLOWERS BLOOM EARLY SUMMER. FALL FOLIAGE ARE SHADES OF ORANGE, BURGUNDY, AND PURPLE.

-**'CHICAGO LUSTRE': 12HX10W**, CLUSTERS OF WHITE FLOWERS, BURGUNDY FALL FOLIAGE.

#3
\$46.50

### VIBURNUM DILATATUM 'CARDINAL CANDY' (CARDINAL CANDY VIBURNUM) - 8HX8W

IMPROVED HARDINESS COMPARED TO OTHER LINDEN VIBURNUM VARIETIES. CREAMY WHITE FLOWERS IN SPRING. WELL-BRANCHED HABIT FITS NICELY INTO THE LANDSCAPE. IMPRESSIVE BRIGHT RED BERRIES, NOT EDIBLE BY HUMANS. SET FRUIT WITHOUT A POLLINATOR, PLANTING NEAR 'TANDOORI ORANGE' VIBURNUM RESULTS IN ABUNDANT FRUIT ON BOTH. **ZONE: 4-7**

#3	#5	5'	6'
\$46.50	\$67	\$219	\$269

**VIBURNUM 'EMERALD TRIUMPH' STD (EMERALD TRIUMPH VIBURNUM) – 6HX5W**

WHITE FLOWER CLUSTERS IN SPRING PRODUCE RED BERRIES THAT TURN BLACK BY FALL. FOLIAGE IS A GLOSSY DARK GREEN COLOR WHICH TURNS BRONZE TO DARK RED IN FALL. NO SERIOUS INSECT PROBLEMS. EXCELLENT DISEASE RESISTANCE. **ZONE: 4-7**

24" HEAD	36" HEAD	42" HEAD
\$219	\$249	\$349

**VIBURNUM NUDUM 'WINTERHUR' (SMOOTH WITHEROD) - 6HX6W**

ROUNDED, MULTI-STEMMED, UPRIGHT-SPREADING, DECIDUOUS SHRUB, NATIVE TO LOW WOODS, SWAMPS AND BOGS IN THE EASTERN U.S. IT FEATURES AROMATIC WHITE FLOWERS ARRANGED IN FLAT-TOPPED CLUSTERS IN MAY-JUNE, FOLLOWED BY CLUSTERS OF BERRIES THAT CHANGE COLOR AS THEY RIPEN, FROM LIGHT PINK TO DEEP PINK TO BLUE TO PURPLISH-BLACK. THE BERRIES ARE HIGHLY ACIDIC BUT EDIBLE. **ZONE: 5-9**

#2	#3
\$37.50	\$43.50

**VIBURNUM PLICATUM TOMENTOSUM**

DENSE, UPRIGHT MULTI-STEM SHRUB WITH DARK GREEN LEAVES TURN BURGUDY RED-PURPLE IN THE FALL. SHOWY FLOWERS YIELD EGG-SHAPED FRUITS WHEN FERTILIZED. DROUGHT TOLERANT, HOWEVER, GROWS BEST IN WELL-DRAINED MEDIUM MOISTURE SOILS WITH FULL TO PARTIAL SUN. GOOD SINGLE SPECIMEN OR IN GROUPS AS BORDERS, HEDGES, OR FOUNDATIONS

**VARIETIES:**

-**MARISII: 12HX15W**, TIERED HORIZONTAL BRANCHES, LARGE WHITE FLOWER CLUSTERS AND RED FALL FRUIT. **ZONE: 5-8**

-**ROSEUM: 12HX14W**, WHITE FLOWERS MID SPRING FADE TO LIGHT ROSE COLOR. **ZONE: 5-8**

-**SHASTA: 6HX10W**, LARGE WHITE FLOWER CLUSTERS, PLUM FALL FOLIAGE, SHOWY SCARLET FRUIT. **ZONE: 5-8**

-**SUMMER SNOWFLAKE: 6HX8W**, LARGE FLAT FLOWER CLUSTERS, RED FALL FRUIT. **ZONE: 5-8**

#3	#5
\$46.50	\$67

**VIBURNUM TRI. BAILEY'S COMPACTUM (COMPACT AMERICAN VIBURNUM) - 6HX6W**

AN EXCELLENT COMPACT, ROUNDED FORM OF AMERICAN CRANBERRY. BEAUTIFUL GREEN LOBED FOLIAGE TURNS A DEEP RED IN FALL. FLOWERS AND FRUIT ARE TYPICAL OF THE SPECIES BUT ARE SPARSE AND NOT THE FOCAL POINT. **ZONE: 3-8**

#3
\$46.50

**VIBURNUM X CARLCEPHALUM (FRAGRANT SNOWBALL) - 10HX10W**

LARGE ROUNDED SHRUB WITH DARK GREEN LEAVES THAT TURN REDDISH-PURPLE IN FALL. PRODUCES FRAGRANT PINKY WHITE FLOWERS FOLLOWED BY CLUSTERS OF DARK RED BERRIES. REQUIRES LITTLE MAINTENANCE AND ATTRACTS BUTTERFLIES AND HUMMINGBIRDS. **ZONE: 5-8**

**VIBURNUM X RHYTID. 'ALLEGHANY' (ALLEGHANY VIBURNUM) - 9HX9W**

CREAMY WHITE FLOWERS IN SPRING YIELD BERRIES IN EARLY FALL. BERRIES FIRST APPEAR BRIGHT RED AND MATURE TO GLOSSY BLACK. LEATHERY, WRINKLED DARK GREEN LEAVES. **ZONE: 5-8**

**VIBURNUM X RHYTID. 'RED BALLOON' (RED BALLOON VIBURNUM) - 6HX6W**

IN SPRING, LARGE, LACY WHITE FLOWER CLUSTERS COVER THE PLANT, FOLLOWED BY GREEN FRUIT WHICH TURN BRILLIANT RED IN THE LATE SUMMER. THICK, LEATHERY FOLIAGE. WILL DEVELOP SOME BERRIES WITHOUT ANOTHER VARIETY AS A POLLINATOR, BUT WILL HAVE MORE FRUIT IF PLANTED AROUND VARIETIES: 'MOHICAN' OR 'ALLEGHANY'. **ZONE: 4-8**

#3	#5
\$46.50	\$67

## WEIGELA FLORIDA

GRACEFULLY ARCHING BRANCHES STUDDED WITH PINK TUBULAR FLOWERS. COMES IN DWARF, MEDIUM, OR TALL CULTIVARS FOR THE FRONT, MIDDLE, OR BACK OF A BORDER.

### VARIETIES:

- 'CZECHMARK SUNNY SIDE UP'**: 4.5HX4.5W, HEAVY BLOOMS OF WHITE FLOWERS WITH YELLOW CENTER SPOT. **ZONE: 4-8**
- 'CZECHMARK TRILOGY'**: 3HX3W, LATE SPRING BLOOM OF 3 COLORS AT ONCE - WHITE, PINK AND RED. **ZONE: 4-8**
- 'CZECHMARK TWOPINK'**: 3.5HX3.5W, INCREDIBLE PINK ABUNDANT FLOWERS. **ZONE: 4-8**
- 'FINE WINE'**: 4HX4W, RICH, DARK FOLIAGE WITH DEEP PINK SPRING FLOWERS. **ZONE: 4-8**
- 'MAROON SWOON'**: 5HX5W, BOLD RED FLOWERS, DEEP GREEN FOLIAGE. **ZONE: 4-9**
- 'MIDNIGHT SUN'**: 1.5HX1.5W, BLAZING ORANGE AND RED SUMMER-AUTUMN FOLIAGE WITH PINK SPRING FLOWERS. **ZONE: 4-9**
- 'MINUET'**: 3HX5W, ROSY-PINK BLOOMS ON PURPLE TINGED FOLIAGE. **ZONE: 4-8**
- 'MY MONET'**: 1HX2W, DWARF VARIETY, PINK FLOWERS, GREEN AND WHITE VARIEGATED LEAVES. **ZONE: 4-6**
- 'MY MONET PURPLE EFFECT'**: 2.5HX2.5W, VARIEGATED LEAVES HAVE PURPLE, CREAM AND GREEN TONES. **ZONE: 4-6**
- 'MY MONET SUNSET'**: 1.5HX1.5W, YELLOW-GREEN VARIEGATION TURNS RED IN FALL, PINK FLOWER. **ZONE: 5-8**
- 'SONIC BLOOM'**: 4HX5W, RE-BLOOMING WEIGELA. **ZONE: 4-8**
  - PINK**; HOT PINK BUDS OPEN TO PINK FLOWERS.
  - PEARL**; WHITE FLOWERS CHANGE TO PINK.
  - RED**; LIPSTICK RED FLOWERS.
- 'SPILLED WINE'**: 1.5HX3W, DARK RED WAVY LEAVES & HOT PINK-MAGENTA FLOWERS. **ZONE: 4-8**
- 'VARIEGATED'**: 5HX5W, GREEN LEAVES WITH YELLOW-CREAM BORDERS, DEEP PINK FLOWERS. **ZONE: 5-9**
- 'VERY FINE WINE'**: 3HX3W, DARK PURPLE-BLACK LEAVES, PINK FLOWERS. **ZONE: 4-8**
- 'WINE & ROSES'**: 4HX4W, ROSY PINK FLOWERS WITH DARK GLOSSY FOLIAGE. **ZONE: 4-8**
- 'WINE & SPIRITS'**: 4HX4W, DARK FOLIAGE WITH CRISP WHITE-GREEN FLOWERS. **ZONE: 4-8**

#2	#3
\$37.50	\$43.50

## YUCCA FILAMENTOSA 'COLOR GUARD' (COLOR GUARD YUCCA) - 4HX4W

EVERGREEN SHRUB. SLIGHTLY ARCHING, SWORD-SHAPED, STRIPED FOLIAGE OF CREAMY-WHITE AND DARK GREEN. SHOWY SPIRES OF FRAGRANT SNOW WHITE BLOOMS IN SUMMER. TOLERANT OF WIND, HEAT, HUMIDITY, AND DROUGHT. **ZONE: 4-10**

#2	#3
\$37.50	\$43.50

# FRUITING TREES, SHRUBS AND VINES

## MALUS (APPLES):

APPLES ARE GENERALLY **NOT** SELF-FERTILE. TWO VARIETIES WITH SIMILAR BLOOM TIMES SHOULD BE PLANTED NO MORE THAN 50 FT AWAY FOR CROSS-POLLINATION.

### VARIETIES:

- +5-IN-1 COMBO: 5 VARIETIES GRAFTED ONTO ONE TREE, FUJI, HONEYCRISP, GALA, GRANNY SMITH AND RED DELICIOUS. NO NEED FOR CROSS-POLLINATOR. **ZONE: 4-6**
- CORTLAND: MID-SEASON; BRIGHT RED FRUIT. SWEET AND JUICY. **ZONE: 4-6**
- EMPIRE: MID-SEASON; STRIPED TO SOLID RED FRUIT. CRISP, SWEET AND TART. **ZONE: 4-7**
- \*\*FUJI: LATE SEASON; RED STRIPED OVER YELLOW BACKGROUND. VERY SWEET. **ZONE: 4-8**
- \*\*GALA: EARLY SEASON; YELLOW BASE WITH SHADES OF RED. SWEET AND CRISP. **ZONE: 5-8**
- GOLDEN/YELLOW DELICIOUS: LATE SEASON; BRIGHT GOLDEN, MILDLY SWEET. **ZONE: 4-9**
- GOLDEN TREAT: MID-SEASON, COLUMNAR FORM. SWEET-TART YELLOW GREEN. **ZONE: 4-9**
- GRANNY SMITH: LATE SEASON; SHINY, GRASS-GREEN FRUIT. SWEET, TANGY, TART **ZONE: 5-9**
- \*\*HONEYCRISP: MID-SEASON; MOTTLED RED BLUSH. CRISP, JUICY, SWEET AND TART **ZONE: 3-8**
- JONATHAN: MID-SEASON; BRIGHT RED FRUIT. SWEET-TART WITH A HINT OF SPICE **ZONE: 4-8**
- LIBERTY: MID-SEASON; YELLOW WITH RED OVERTONES. CRISP AND SLIGHTLY TART **ZONE: 5-8**
- MACOUN: MID-SEASON; DEEP RED SKIN. CRISP, SWEET-TART . **ZONE: 3-10**
- MCINTOSH: MID-SEASON; YELLOW/GREEN WITH RED BLUSH. HONEY AND SPICE **ZONE: 4-8**
- RED DELICIOUS: LATE SEASON; SOLID RED. MILDLY SWEET. **ZONE: 5-8**

\*\*SOME LARGER SIZES AVAILABLE, CALL FOR AVAILABILITY AND PRICING

#7	+#7	#10	#15
\$72.50	\$119	\$99	\$129

## Apple Tree Cross-Pollination Chart


 <b>Pollinator</b>		Mid-Season								Late Season				
		Cortland	Empire	Gala	Golden Treat	Honeycrisp	Jonathan	Liberty*	Macoun	McIntosh	Fuji	Golden Delicious	Granny Smith	Red Delicious
Mid-Season	Cortland	O	X	X		X	X	X	X	X	X	X	X	X
	Empire	X		X		X	X			X	X	X	X	X
	Gala			O									X	X
	Golden Treat													
	Honeycrisp	X	X	X			X		X	X	X	X	X	X
	Jonathan	X	X	X		X	O	X	X	X	X	X	X	X
	Liberty*	X				X			X					
	Macoun	X		X		X	X	X		X		X	X	X
Late Season	McIntosh	X	X	X		X	X			X	X	X	X	
	Fuji	X	X	X		X	X	X	X		X	X	X	
	Golden Delicious	X	X			X	X	X	X	X	X	O	X	X
	Granny Smith	X	X	X		X	X	X	X	X		X	X	X
Red Delicious	X	X	X		X	X		X	X	X	X	X		

Table Key	X	Very compatible, should cross-pollinate
		Can cross-pollinate, for best results choose similar bloom time
	O	Partially self-fertile but will perform better with cross-pollinator
		Not compatible, will not cross-pollinate
	*	Tripliod variety, requires 2 different cross-pollinators
Some white flowering crabapples can also work as cross-pollinators		

## PRUNUS PERSICA (PEACH)

MOST PEACH ARE SELF-FERTILE BUT PLANTING MULTIPLE VARIETIES CAN HELP PRODUCTION

### VARIETIES:

- CONTENDER:** LATE SEASON; FREESTONE WITH YELLOW FLESH. SWEET **ZONE: 4-8**
- ELBERTA:** EARLY SEASON; FREESTONE, YELLOW WITH RED BLUSH. SWEET **ZONE: 5-9**
- FROST:** EARLY SEASON. FREESTONE, YELLOW WITH RED BLUSH. DISEASE RESISTANT. **ZONE: 5-9**
- RED HAVEN:** LATE SEASON, FREESTONE RED OVER YELLOW BACKGROUND. SWEET. **ZONE: 5-8**
- RELIANCE:** MID-SEASON, FREESTONE, YELLOW WITH RED BLUSH. MILDLY SWEET. **ZONE: 4-8**

#7	#10	#15
\$72.50	\$99	\$129

## PRUNUS (PLUM):

MOST PLUMS REQUIRE A CROSS-POLLINATOR IN ORDER TO BEAR FRUIT. HOWEVER, EVEN SELF-FERTILE PLUM BENEFITS FROM A CROSS POLLINATOR. SHOULD BE PLANTED NO MORE THAN 50 FT APART. EUROPEAN VARIETIES WILL TYPICALLY POLLINATE OTHER EUROPEAN VARIETIES AND ASIAN VARIETIES WILL TYPICALLY POLLINATE OTHER ASIAN VARIETIES.

### VARIETIES:

- \*-**4-IN-1 PLUM:** MULTIPLE VARIETIES (SHIRO, FRENCH PRUNE, SANTA ROSA AND BEAUTY SATSUMA) GRAFTED ONTO ONE TREE. NO NEED FOR SECONDARY POLLINATOR.

### EUROPEAN VARIETIES:

- ITALIAN:** EARLY MAY, FREESTONE, SWEET, DARK PURPLE FRUIT; SELF-FERTILE. **ZONE: 4-9**
- MOUNT ROYAL:** EARLY MAY, FREESTONE, BLUE, EUROPEAN PLUM; SELF-FERTILE. **ZONE: 4-7**
- STANLEY:** LATE APRIL, SEMI-FREESTONE, BLUE EUROPEAN PLUM, SELF-FERTILE. **ZONE: 5-7**

### ASIAN VARIETIES:

- PIPESTONE:** LATE APRIL; CLINGSTONE; RED FRUIT WITH GOLDEN BLUSH. **ZONE: 3-8**
- SANTA ROSA:** LATE APRIL; CLINGSTONE DARK CRIMSON FRUIT; SELF-FERTILE. **ZONE: 5-9**
- SUPERIOR:** LATE APRIL, CLINGSTONE, LARGE, DARK-RED FRUIT, NEEDS POLLINATOR **ZONE: 4-8**
- TOKA:** LATE APRIL, CLINGSTONE, MEDIUM SIZED, APRICOT COLORED FRUIT. **ZONE: 4-8**

*#5	#7	#10	#15
\$99	\$72.50	\$99	\$129

## PRUNUS (CHERRY):

PLANT TREES NO MORE THAN 20 FT APART. SWEET CHERRIES POLLINATE SWEET CHERRIES AND SOUR CHERRIES POLLINATE SOUR CHERRIES.

### +BUSH TYPE+:

- CRIMSON PASSION:** EARLY SEASON, DARK RED. SWEET SOUR. SELF-FERTILE **ZONE: 2-8**
- CUPID:** EARLY SEASON, DARK RED/BLACK. SWEET SOUR SELF-FERTILE **ZONE: 2-8**
- CUTIE PIE:** EARLY SEASON, RED. SWEET AND TART, VERY COMPACT SELF-FERTILE **ZONE: 2-8**
- VALENTINE:** EARLY SEASON, BRIGHT RED AND TART. SELF-FERTILE **ZONE: 2-8**

### SWEET VARIETIES:

- BING:** EARLY MAY, DARK RED TO PURPLE FRUIT. **ZONE: 5-8**
- BLACK TARTARIAN:** EARLY MAY, PURPLISH-BLACK FRUIT. **ZONE: 5-8**
- RAINIER:** EARLY MAY, YELLOW FRUIT WITH RED BLUSH. **ZONE: 5-8**
- STELLA:** EARLY MAY BLOOM, DARK RED TO BLACK FRUIT. **ZONE: 5-9**

### SOUR VARIETIES:

- METEOR:** EARLY MAY BLOOM, BRIGHT RED FRUIT, SOUR. **ZONE: 4-8**
- MONTMORENCY:** EARLY MAY BLOOM; BRIGHT RED FRUIT, SOUR. **ZONE: 4-7**
- NORTH STAR:** EARLY MAY BLOOM; RED FRUIT, SOUR. **ZONE: 4-8**

### SWEET & SOUR VARIETIES:

- MESABI:** EARLY MAY BLOOM, RED FRUIT, NATURAL CROSS OF SWEET & SOUR. **ZONE: 4-8**

\*-**4-IN-1 CHERRY:** MULTIPLE VARIETIES (METEOR, STELLA, ROYAL ANN, LAPINS) GRAFTED ONTO ONE TREE. NO NEED FOR A SECONDARY POLLINATOR

+#3	*#5	#7	#10	#15
\$41	\$99	\$72.50	\$99	\$129

**PYRUS (PEAR):**


MOST PEARS REQUIRE A SECOND POLLINATOR. EVEN THOSE THAT ARE PARTIALLY SELF-FERTILE WILL BENEFIT GREATLY FROM A CROSS-POLLINATOR.

**VARIETIES:**

- BARTLETT:** EARLY SEASON, GOLDEN YELLOW FRUIT WITH RED BLUSH. SWEET AND JUICY  
ZONE: 5-7
- BOSC:** EARLY SEASON, RUSSETED DARK YELLOW SKIN. SWEET AND TENDER. ZONE: 5-8
- D'ANJOU:** EARLY SEASON, LIGHT GREEN FRUIT WITH RED BLUSH. SUBTLY SWEET. RIPENS BEST AT ROOM TEMPERATURE AFTER PICKING, LONG LASTING. ZONE: 5-9
- KIEFFER:** LATE SEASON, HYBRID EUROPEAN X ASIAN. GOLDEN YELLOW FRUIT WITH CRIMSON BLUSH. MILDLY SWEET. REQUIRES A COLD PERIOD TO RIPEN ZONE: 4-9
- LUSCIOUS:** EARLY SEASON BLOOM, YELLOW FRUIT WITH RED BLUSH. SWEET AND JUICY. POLLEN-STERILE VARIETY THAT IS NOT A GOOD POLLINATOR. ZONE: 4-7
- MOONGLOW:** EARLY SEASON, BROWNISH-GREEN BLUSHED SKIN. SOFT, JUICY AND MILDLY SWEET. ZONE: 5-8
- SUMMER CRISP:** EARLY SEASON BLOOM, GREEN FRUIT WITH A RED BLUSH. SWEET AND CRISP. ZONE: 4-8
- \*-**4-IN-1 PEAR:** MULTIPLE VARIETIES (BARTLETT, SECEKEL, COMICE, FLEMISH BEAUTY) GRAFTED ONTO ONE TREE. NO NEED FOR SECONDARY POLLINATOR.

*#5	#7	#10	#15
\$99	\$72.50	\$99	\$129

**Pear Pollination Chart**

 <b>Pollinator</b>	Pollinated						
	Bartlett	Bosc	D'Anjou	Kieffr	Luscious	Moonglow	Summer Crisp
Bartlett	O	X	X		X	X	X
Bosc	X	O	X				X
D'Anjou	X	X	O				X
Kieffer	X			O		X	
Luscious					O		
Moonglow	X	X	X	X	X		X
Summer Crisp	X	X	X	X	X		

<b>Table Key</b>	X	Very compatible, should cross-pollinate
		Can cross-pollinate, for best results choose similar bloom time
	O	Partially self-fertile but will perform better with cross-pollinator
		Not compatible, will not cross-pollinate

**RUBUS IDAEUS (RASPBERRY)**

PRUNE OUT FRUITING CANES IN SUMMER IMMEDIATELY AFTER FRUITING AND ANY NON-FRUITING CANES THAT EXHIBIT WEAKNESS OR DISEASE. IN LATE WINTER, REMOVE ANY DAMAGED CANES AND THIN REMAINING, AS NEEDED. PRUNING IS ESSENTIAL TO KEEP PLANTS WELL-MAINTAINED. RASPBERRY ROOTS ARE PERENNIAL BUT THE LEAF AND FRUIT BEARING CANES ARE BIENNIAL WITH EACH CANE LIVING ONLY TWO GROWING SEASONS. RASPBERRIES ARE SELF-FERTILE

**VARIETIES:**

- BOYNE:** 6HX3W, RIPENS EARLY SEASON. MID-SIZED RED, MODERATELY SWEET. ZONE: 3-7
- HERITAGE:** 5-8H, SWEET, DARK RED FRUIT. SUMMER CROP AND A HEAVIER FALL CROP. ZONE: 3-9
- LATHAM:** 5HX2W, LARGE, FIRM, SWEET RED BERRIES IN MID SUMMER, ZONE: 3-8
- MEEKER:** 4HX5W, LARGE, DARK RED, SWEET/TART 'JUNE-BEARING' FRUIT ZONE: 5-9
- RASPBERRY SHORTCAKE:** 3HX3W, THORNLESS, BEARING IN MID SUMMER, ZONE: 5-9

#2	#3
\$33.50	\$41

## RUBUS ULMIFOLIUS (BLACKBERRY)

CANES ARE BIENNIAL. FOR ESTABLISHED SHRUBS, TIP-PRUNE NEW VEGETATIVE CANES IN SUMMER. IMMEDIATELY AFTER HARVEST, PRUNE ALL CANES THAT FRUITED, TO THE GROUND. IN EARLY SPRING, REMOVE ANY CANES DAMAGED BY WINTER AND THIN REMAINING TO 4 OR 5 STRONG, WELL-SPACED CANES. BLACKBERRIES ARE SELF-FERTILE

### VARIETIES:

- BABY CAKES: 4HX4W, THORNLESS, DOUBLE HARVEST PER YEAR. SWEET ZONE: 4-8
- CHESTER: 4HX4W, THORNLESS, SEMI-ERECT, LATE SUMMER. SWEET. ZONE: 5-9
- NATCHEZ: 6HX4W, THORNLESS, SEMI-ERECT. EARLY SUMMER. LARGE, SWEET FRUIT, ZONE: 5-9
- NAVAHO: 5HX5W, THORNLESS UPRIGHT PLANT. MID SUMMER. SWEET ZONE: 5-8
- TRIPLE CROWN: 4HX4W, THORNLESS, SEMI-ERECT. MID-SUMMER. SWEET-TART ZONE: 5-9

#2	#3
\$33.50	\$41

## VITIS VINIFERA (GRAPES)

BEST GROWN IN DEEP, LOAMY, MEDIUM MOISTURE, WELL-DRAINED SOILS WITH FULL SUN. TOLERATES A WIDE RANGE OF SOIL CONDITIONS, BUT MUST HAVE GOOD DRAINAGE. NEEDS A LOCATION SHELTERED FROM WINTER WINDS AND REMOVED FROM FROST POCKETS (PREFERABLY A SOUTHERN FACING SLOPE). GRAPES NEED A SUPPORT SYSTEM, TRAINING, REGULAR SPRAYING AND REGULAR PRUNING TO MAXIMIZE FRUIT PRODUCTION. GRAPES ARE TYPICALLY SELF-FERTILE.

### VARIETIES:

- CANADICE: 15-20', SEEDLESS, RED, EARLY SEASON. SWEET WITH SLIGHT TANGINESS. ZONE: 5-8
- CONCORD: 15-20', SEEDED. BLUE-BLACK. LATE SEASON. SWEET, FRUITY AND TANGY. ZONE: 4-9
- MARS: 6-10', SEEDLESS, DEEP BLUE. MID-SEASON. SWEET AND JUICY. ZONE: 5-8
- RELIANCE: 15-20', SEEDLESS, RED VARIETY RIPENING MID-SEASON. SWEET. ZONE: 4-8

#2
\$33.50

## VACCINIUM CORYMBOSUM (BLUEBERRY)

(N) BEST GROWN IN ACIDIC (PH OF 4.8 TO 5.2), ORGANICALLY RICH, MEDIUM TO WET, WELL-DRAINED SOILS, IN FULL SUN TO PART SHADE. SHALLOW, FIBROUS ROOTS NEED CONSTANT MOISTURE AND GOOD DRAINAGE. ALTHOUGH BLUEBERRIES ARE SELF-FERTILE, CROSS-POLLINATION PRODUCES THE BEST FRUIT CROP. REMOVING FLOWERS THE FIRST TWO YEARS, ENCOURAGES VEGETATIVE GROWTH AND ESTABLISHMENT. PRUNE AS NEEDED IN LATE WINTER BEGINNING THE THIRD YEAR POST PLANTING. BOXWOOD-LIKE FOLIAGE, EXCELLENT FALL COLOR

### VARIETIES:

- BERRYBUX: 3HX3W, COMPACT HABIT, SMALL BERRIES, MID SUMMER, WILD FLAVOR. ZONE: 5-8
- BLUECROP: 5HX5W, HIGHBUSH. LIGHT BLUE, MID-SEASON, SLIGHTLY TART SWEET. ZONE: 4-8
- BLUEJAY: 7HX7W, HIGHBUSH DEEP BLUE FRUIT. EARLY SEASON, DELICATELY SWEET. ZONE: 5-8
- BLUERAY: 5HX5W, HIGHBUSH, LARGE BLUE FRUIT. MID-SEASON. VERY SWEET. ZONE: 3-8
- CHANDLER: 5HX5W, LARGEST FRUIT (CHERRY SIZE) MID-SEASON. SWEET. ZONE: 4-7
- DUKE: 7HX7W, ABUNDANT POWDERY BLUE, EARLY SEASON. SWEET ZONE: 4-7
- ELLIOTT: 5HX5W, HIGHBUSH. LARGE BLUE FRUIT, LATE SEASON, SWEET. ZONE: 4-7
- JELLY BEAN: 2HX2W, ABUNDANT, LARGE, BLUE FRUIT, MID-SEASON, VERY SWEET ZONE: 4-8
- JERSEY: 7HX7W, SMALL-MEDIUM SIZED, LIGHT-BLUE FRUIT MID-LATE SEASON. SWEET. ZONE: 4-7
- LEGACY: 5HX3W, MEDIUM SIZED, INDIGO FRUIT. MID-LATE SEASON. SWEET. ZONE: ZONE: 5-8
- NORTH COUNTRY: 3HX3W MEDIUM, SKY-BLUE FRUIT, MID-SEASON, SWEET. ZONE: 3-7
- PATRIOT: 5HX5W, LARGE, DEEP BLUE BERRIES. EARLY SEASON, MILDLY SWEET ZONE: 3-7
- PEACH SORBET: 2HX2W, LARGE, DEEP BLUE BERRIES, MID-SEASON, TROPICAL SWEET.. ZONE: 5-8
- PERPETUA: 5HX5W, SMALL, VIOLET-BLUE, 2 CROPS, EARLY AND LATE, SWEET. ZONE: 4-8
- PINK ICING: 4HX4W, LARGE BLUE BERRIES RIPEN MID-SEASON, SWEET ZONE: 5-10
- TOP HAT: 2HX2W; SMALL, POWDER-BLUE, MID-SEASON. SWEET, WILD-FLAVORED. ZONE: 3-7

#2	#3
\$33.50	\$41

# PERENNIALS

WE CARRY A WIDE ASSORTMENT OF PERENNIAL MATERIALS AND CONTINUALLY REPLENISH OUR INVENTORY THROUGHOUT THE SEASON. THE FOLLOWING SPECIES ARE ONES WE TYPICALLY STOCK. EACH OF THESE SPECIES HAVE NUMEROUS VARIETIES AND COLORS AVAILABLE. IF WE DON'T ALREADY HAVE A SPECIFIC VARIETY YOU ARE LOOKING FOR, WE MAY BE ABLE TO ORDER IT FOR YOU.

- ACHILLEA (YARROW) : 3HX2W**, FULL SUN, PEACHY ORANGE, RED OR YELLOW FLOWERS BLOOM SUMMER TO EARLY FALL, WITH A SECOND BLOOM LIKELY IF DEAD FLOWER HEADS ARE CUT OFF, DEER AND DROUGHT RESISTANT. **ZONE: 3-9**
- AJUGA (COMMON BUGLE) : .5HX1W**, GROWS IN FULL SUN TO PART SHADE, BLUE TO VIOLET BLOOMS IN MID TO LATE SPRING, PRODUCES NATURALIZED GROUND COVER. **ZONE: 3-9**
- ALCEA (HOLLYHOCK) : 3HX2W**, FULL SUN, PURPLE, PASTEL YELLOW OR ROSY RED FLOWERS BLOOM MID TO LATE SUMMER, SHORT LIVED PERENNIAL THAT RESEEDS ITSELF, RABBIT TOLERANT. **ZONE: 2-10**
- AMSONIA (BLUE STAR) : 3HX3W**, FULL SUN TO PART SHADE, POWDERY BLUE STAR SHAPED FLOWERS BLOOM MID SPRING, FORMS NEAT MOUND, ATTRACTS BUTTERFLIES. **ZONE: 4-9**
- ANEMONE (WINDFLOWER) : 4HX3W**, PART SUN TO FULL SUN, PRODUCES SHADES OF WHITE AND PINK FLOWERS, GROWS BEST IN RICH MOIST SOIL, ALTERNATIVE TO POPPIES. **ZONE: 3-7**
- AQUILEGIA (COLUMBINE) : 2HX1.5W**, FULL SUN TO PART SHADE, BELL SHAPED FLOWERS BLOOM APRIL TO MAY, HAS POTENTIAL TO BLOOM TWICE IF FLOWER STEMS ARE REMOVED, ATTRACTS HUMMINGBIRDS. **ZONE: 3-9**
- ARALIA (JAPANESE SPIKENARD) : 6HX6W**, PART SHADE, WHITE FLOWERS BLOOM IN SPIKE PANICLES LATE SUMMER TO EARLY FALL, EDIBLE ROOT SYSTEM SIMILAR TO PARSNIP. **ZONE: 4-8**
- ARTEMISIA (WORMWOOD) : 2HX1.5W**, FULL SUN, INCONSPICUOUS BLOOMS OF GRAY FLOWERS BLEND INTO FOLIAGE (SEEMS LIKE PERENNIAL DOES NOT BLOOM), UNIQUE FRAGRANT EVERGREEN FOLIAGE OF BRIGHT SILVER GREEN. **ZONE: 3-10**
- ASCLEPIAS TUBEROSA (BUTTERFLY WEED) : 2HX2.5W**, (N) FULL SUN, BRIGHT ORANGE FLOWERS WITH DARK GREEN FOLIAGE BACKDROP. **ZONE: 3-9**
- ASTER (ASTER) : 4HX3W**, FULL SUN TO PART SHADE, BLOOMS MID-SUMMER INTO FALL. FLOWERS ARE USUALLY LAVENDER OR VIOLET BLUE WITH YELLOW CENTERS, FLOWER SHAPE IS SIMILAR TO THAT OF DAISIES, ATTRACTS BUTTERFLIES. **ZONE: 3-8**
- ASTILBE (ASTILBE) : 2HX1.5W**, PART SHADE, FERN LIKE FOLIAGE WITH DENSELY PACKED FLOWER PLUMES BLOOM THROUGHOUT SUMMER, BEST GROWTH IN CONSISTENTLY MOIST SOILS, DEER AND RABBIT RESISTANT. VARIOUS COLORS INCLUDING REDS, PINKS AND WHITES. **ZONE: 3-9**
- BAPTISIA (FALSE INDIGO) : 3HX3W**, FULL SUN TO PART SHADE, BLOOMS MID-SPRING TO EARLY SUMMER, FLOWERS ARE EITHER YELLOW, PINK OR BLUE, ALL ARE DROUGHT RESISTANT, BEST GROWN WITH SUPPORT THROUGH THE GROWING SEASON. **ZONE: 3-9**
- BRUNNERA (SIBERIAN BUGLOSS/FALSE FORGET-ME-NOT) : 1.5HX1.5W**, PART SHADE TO FULL SHADE, LIGHT BLUE FLOWERS BLOOM IN SPRING, UNIQUE HEART SHAPED LIGHT SILVERY GREEN LEAVES WITH DARK GREEN EDGES AND VEINS, AVOID SOGGY AND DRY SOIL. **ZONE: 3-8**
- CAMPANULA (BELLFLOWER) : 1HX1W**, FULL SUN TO PART SHADE, BLUE UPTURNED BELL LIKE FLOWERS BLOOM MID SUMMER, EXCELLENT GROUND COVER, SPRAWLING FORM. **ZONE: 4-8**

PRICES STARTING AT\*:

#1	#2
\$14.99	\$18.50

\*NOT ALL SPECIES OR VARIETIES ARE PRICED THE SAME. PRICES ARE AS MARKED\*

**-CHELONE (TURTLEHEAD) : 3HX2.5W, (N) PART SHADE, PINKISH WHITE FLOWERS BLOOM LATE SUMMER INTO FALL, DEER TOLERANT, PREFERS MOIST SOIL LIKE IN A RAIN GARDEN. ZONE: 3-9**

**-CIMICIFUGA (BUGBANE) : 5HX3W, PART SHADE, SHOWY WHITE BLOOMS IN LATE SUMMER EARLY FALL, DEEP GREEN FOLIAGE WITH SOME VARIETIES HAVING PURPLE TINTS. ZONE: 4-9**

**-CLEMATIC (CLEMATIC) : 4HX4W, GROWS IN FULL SUN TO PART SHADE, FLOWERS BLOOM MID SUMMER INTO EARLY FALL, CAN BE TRAINED TO CLIMB STATIONARY STRUCTURES LIKE WALLS, TRELLISES, OR FENCES MAKING THE PLANT GROW TALLER THAN THE LISTED HEIGHT. ZONE: 4-9**

**-COREOPSIS (TICKSEED OR THREADLEAF) : 2HX2W, FULL SUN, SHADES OF YELLOW FLOWERS BLOOM THROUGH THE SUMMER, THRIVES IN DRY WELL DRAINED SOIL, DEER TOLERANT. ZONE: 4-9**

**-CROCOSMIA (MONTBRETIA) : 3.5HX2W, FULL SUN TO PART SHADE, FLOWERS ARE SHADES OF SCARLET-RED AND ORANGE, BLOOM THROUGHOUT THE SUMMER, ATTRACTS HUMMINGBIRDS. ZONE: 5-9**

**-DELPHINIUM (SIBERIAN LARKSPUR) : 3HX1.5W, FULL SUN, SHADES OF BLUE FLOWERS BLOOM IN SPRING AND EARLY SUMMER, FLOWER SHOOTS MAY BE TALLER THAN HEIGHT LISTED, GROWS BEST WHEN PROTECTED FROM WIND IN MOIST, WELL DRAINED SOIL. ZONE: 3-7**

**-DIANTHUS (CARNATION) : 1HX2W, FULL SUN, FLOWERS BLOOM THROUGHOUT THE GROWING SEASON ATOP BLUE-GREEN GRASSY FOLIAGE, POTENTIAL FOR SECOND BLOOM WHEN DEADHEAD SPENT FLOWERS, DEER AND DROUGHT TOLERANT, ATTRACTS POLLINATORS, GREAT FOR BORDERS OR POTTED DISPLAYS. ZONE: 4-8**

**-DICENTRA (BLEEDING HEART) : 3HX2W, PART SHADE, DEPENDING ON THE VARIETY, PINK OR WHITE HEART SHAPED FLOWERS BLOOM IN SPRING, FOLIAGE BECOMES DORMANT WHEN SOIL DRIES OUT. ZONE: 3-9**

**-DIGITALIS (COMMON FOXGLOVE) : 5HX2W, FULL SUN TO PART SHADE, SHADES OF PINK, WHITE, AND PURPLE FLOWERS BLOOM MID SPRING INTO EARLY SUMMER, BEST GROWN IN RICH MOIST SOIL, MAY BLOOM BIENNIAL, DEER AND RABBIT RESISTANT. ZONE: 4-9**

**-ECHINACEA (CONEFLOWER) : 2HX2W, FULL SUN TO PARTIAL SHADE, FLOWERS BLOOM IN THE SUMMER, PLANTS TYPICALLY RE-BLOOM, DEER RESISTANT, TOLERANT TO POOR SOILS. ZONE: 4-9**

**PRICES STARTING AT\*:**

#1	#2
\$14.99	\$18.50

**\*NOT ALL SPECIES OR VARIETIES ARE PRICED THE SAME. PRICES ARE AS MARKED**

**FERNS:**

**-ATHYRIUM (LADY FERN) : 3HX2W, GROWS IN PART SHADE, NON-FLOWERING. TOLERATES FULL SUN IF SOIL IS CONSTANTLY MOIST, LACY FOLIAGE IS USUALLY VIBRANT GREEN WITH SOME VARIETIES HAVING SILVER TINTS, EASILY GROWN. ZONE: 3-8**

**-DRYOPTERIS (WOOD FERN) : 3HX3W, GROWS IN PART SHADE, NON-FLOWERING PERENNIAL, PREFERS RICH MOIST SOIL AND PROTECTION FROM WIND, RESISTANT TO RABBITS. ZONE: 5-9**

**-MATTEUCCIA (OSTRICH FERN) : 6HX8W, (N) GROWS IN PART SHADE TO FULL SHADE, NON-FLOWERING PERENNIAL, BEST GROWN IN CONSISTENTLY WET, RICH SOILS, TOLERANT TO A VARIETY OF SOILS, DEER AND RABBIT RESISTANT. ZONE: 3-7**

**PRICES STARTING AT\*:**

#1	#2
\$18.50	\$24.50

**\*NOT ALL SPECIES OR VARIETIES ARE PRICED THE SAME. PRICES ARE AS MARKED**

**FERNS CONTINUED:**

**-OSMUNDA (ROYAL FERN) : 3HX3W, (N)** GROWS IN PART SHADE TO FULL SHADE, NON-FLOWERING PERENNIAL, GROWS BEST IN MOIST, RICH, ACIDIC SOILS. **ZONE: 3-10**

**-POLYSTICHUM ACROSTICHOIDES (CHRISTMAS FERN) : 2HX2W, (N)** GROWS IN PART SHADE TO FULL SHADE, NON-FLOWERING, GROWS IN DRY AND MOIST SOILS. **ZONE: 3-9**

**-THELYPTERIS (BEECH FERN/NEW YORK FERN) : 2HX1.5W, (N)** GROWS IN PART SHADE TO FULL SHADE, NON-FLOWERING PERENNIAL, PALE GREEN FOLIAGE OCCURS WHEN PLANTED IN SOIL THAT IS CONSTANTLY MOIST AND SLIGHTLY ACIDIC IN PART SHADE. **ZONE: 5-10**

**PRICES STARTING AT\*:**

#1	#2
\$18.50	\$24.50

**\*NOT ALL SPECIES OR VARIETIES ARE PRICED THE SAME. PRICES ARE AS MARKED**

**PERENNIALS CONTINUED:**

**-GAILARDIA (BLANKET FLOWER) : 3HX2W,** FULL SUN, VARIETY OF YELLOW, ORANGE, AND RED FLOWERS WITH MAROON AND ORANGE BANDS BLOOM IN THE SUMMER, POTENTIAL FOR FALL BLOOM IF CUT PLANT BACK, PREFER RICH MOIST SOIL, CAN TOLERATE DRY SOIL. **ZONE: 3-10**

**-GALIAM (SWEET WOODRUFF) : 1HX1.5W,** PART SHADE TO FULL SHADE, WHITE FLOWERS BLOOM MID TO LATE SPRING, GREAT GROUND COVER IN HEAVY SHADED AREAS. **ZONE: 4-8**

**-GAURA (BEEBLOSSOM) : 5HX2W,** FULL SUN, SMALL PINKY WHITE FLOWERS BLOOM MID SUMMER TO EARLY FALL, GROW BEST IN SANDY SOILS THAT ARE WELL DRAINED, EXTEND BLOOMING PERIOD BY REMOVING DEAD FLOWER STEMS, MAY NEED SUPPORT. **ZONE: 5-9**

**-GERANIUM (CRANESBILL) : 1HX2W,** FULL SUN TO PART SHADE, DEPENDING ON THE VARIETY VIOLET-BLUE OR PURPLE-PINK FLOWERS BLOOM MID SPRING THROUGH SUMMER, REQUIRES MOIST WELL DRAINED SOIL (LIKE POTTING SOIL) TOLERANT TO RABBIT AND DEER. **ZONE: 3-9**

**-HELENIUM (SNEEZEWEED) : 5HX3W, (N)** FULL SUN, YELLOW FLOWERS BLOOM LATE SUMMER INTO FALL, BEST GROWTH IN RICH MOIST SOIL, AVOID DRY SOIL, PRUNING HELPS PROMOTE THICKER FOLIAGE AND MORE BLOOMS **ZONE: 3-8**

**-HELIOPSIS (FALSE SUNFLOWER) : 6HX4W,** FULL SUN, YELLOW-ORANGE DAISY AND SUNFLOWER LIKE FLOWER HEADS, SHORT-LIVED BLOOMS, TOLERANT TO A VARIETY OF SOIL CONDITIONS, TALLER STEMS MAY NEED SUPPORT TO REMAIN UPRIGHT. **ZONE: 3-9**

**-HELLEBORUS (LENTEN/WINTER ROSE) : 2HX2W,** FULL SHADE, FLOWERS BLOOM LATE WINTER THROUGH SPRING, DEPENDING ON THE VARIETY SHOWY FLOWERS EMERGE IN SHADES OF WHITE, PINK, RED, AND PURPLE, TOLERANT OF HEAVY SHADE AND DRY SOIL. **ZONE: 4-9**

**-HEMEROCALLIS (DAYLILY) : 2HX2W,** FULL SUN TO PART SHADE, FLOWERS BLOOM FOR A SINGLE DAY, REPEATED BLOOMS THROUGHOUT SUMMER ATOP LONG BLADE-LIKE GREEN LEAVES, EXTREMELY ADAPTABLE AND EASY TO GROW. **ZONE: 4-9**

**-HEUCHERA (CORAL BELLS) : 2HX1.5W,** FULL SUN TO PART SHADE, SMALL FLOWER HEADS BLOOM THROUGHOUT SUMMER, UNIQUE CLUMP FORMING FOLIAGE. **ZONE: 4-9**

**-HEUCHERELLA (FOAMY BELLS) : 1.5HX1.5W,** CROSS BETWEEN HEUCHERA AND TIARELLA. FULL SUN TO PART SHADE, FLOWERS BLOOM MID SPRING TO EARLY SUMMER, UNIQUE FOLIAGE SIMILAR TO CORAL BELLS THAT COME IN SHADES OF GREEN, YELLOW, ORANGE, OR RED. **ZONE: 4-9**

**PRICES STARTING AT\*:**

#1	#2
\$14.99	\$18.50

**\*NOT ALL SPECIES OR VARIETIES ARE PRICED THE SAME. PRICES ARE AS MARKED**

**-HIBISCUS (PERENNIAL HIBISCUS) : 4HX5W**, FULL SUN, GROWS LIKE A COMPACT SHRUB BUT DIES BACK TO THE GROUND BY WINTER, LARGE FLOWERS BLOOM MID TO LATE SUMMER, DEER RESISTANT. **ZONE: 4-9**

**-HOSTA (HOSTA, PLANTAIN LILY):** PARTIAL TO FULL SHADE, WHITE TO LAVENDER BELL SHAPED FLOWERS BLOOM LATE SUMMER, TOLERANT TO HEAVY SHADE. **ZONE: 3-9**

**-IBERIS (CANDYTUFT) : 1HX1.5W**, FULL SUN, WHITE FLOWERS BLOOM MID TO LATE SPRING, RABBIT AND DEER TOLERANT, PERFECT DEEP GREEN WINTER EVERGREEN. **ZONE: 3-9**

**-IRIS (SIBERIAN IRIS) : 4HX3W**, FULL SUN TO PART SHADE, YELLOW AND WHITE OR DEEP PURPLE SHOWY FLOWERS BLOOM LATE SPRING, RABBIT AND DEER TOLERANT. **ZONE: 5-9**

**-LAMIUM (CREEPING LAMIUM) : 1.5HX2W**, GROWS IN PARTIAL SHADE TO FULL SHADE, VARIEGATED SILVER AND GREEN FOLIAGE, PURPLE OR LIGHT PINK FLOWERS EMERGE THROUGHOUT THE GROWING SEASON, TOUGH AND SHOWY GROUNDCOVER. **ZONE: 4-8**

**-LAVANDULA ANGUSTIFOLIA (ENGLISH LAVENDER):** FULL SUN, HERBACEOUS PERENNIAL WITH A SEMI-WOODY GROWTH HABIT, AROMATIC LEAVES AND FLOWERS. OFTEN GROWN TO PRODUCE LEAVES AND FLOWERS TO DRY FOR SACHETS AND POTPOURRIS. **ZONE: 5-9**

**-LAVANDULA INTERMEDIA (ENGLISH X PORTUGUESE LAVENDER):**, FULL SUN, HYBRID CROSS BETWEEN ENGLISH LAVENDER AND PORTUGUESE LAVENDER. THEY ARE SOMEWHAT LESS HARDY, BUT GROW LARGER AND WILL PRODUCE MORE FLOWER SPIKES. THEY ALSO TEND TO BLOOM LATER THAN OTHER LAVANDULA SPECIES, BLOOMING FROM JULY TO SEPTEMBER. **ZONE: 5-9**

**-LEUCANTHEMUM (SHASTA DAISY) : 2-4HX2W**, FULL SUN, FLOWERS BLOOM EARLY SUMMER, MAY BLOOM TWICE IF REMOVE SPENT FLOWER HEADS. DEER AND RABBIT RESISTANT. **ZONE: 4-9**

**-LIRIOPE (LILY TURF) : 2HX2W**, FULL SUN TO PART SHADE, PURPLE FLOWERS BLOOM LATE SUMMER INTO EARLY FALL. **ZONE: 4-10**

**-LOBELIA (CARDINAL FLOWER) : 4HX2W, (N)** FULL SUN TO PART SHADE, DEPENDING ON THE VARIETY BLUE, RED, WHITE, OR ROSE FLOWER SPIKES BLOOM MID SUMMER INTO EARLY FALL, TOLERATES WET SOIL, PERFECT FOR PLANTING ALONG STREAMS, SWAMPS, LOW AREAS. **ZONE: 4-9**

**-LUPINUS (LUPINE) : 3HX2W**, FULL SUN AND BEST IN COOL CLIMATES, FLOWER SPIKES BLOOM LATE SPRING EARLY SUMMER, RESISTANT TO RABBITS. **ZONE: 4-8**

**-MONARDA (BEE BALM) : 2HX1.5W**, FULL SUN TO PARTIAL SHADE, FLOWERS MID SUMMER TO EARLY FALL, DEER TOLERANT, DEEP GREEN FOLIAGE SMELLS LIKE MINT WHEN CRUSHED. **ZONE: 3-9**

**-NEPETA (CATMINT) : 1.5HX2W**, FULL SUN TO PART SHADE, PERIWINKLE BLUE FLOWERS BLOOM LATE SPRING INTO EARLY FALL, PREFERS COOL MOIST SOIL, IS TOLERANT OF DRY SOIL. **ZONE: 4-9**

**-PACHYSANDRA (PACHYSANDRA) : 1HX2W**, PART SHADE TO FULL SHADE, SMALL WHITE FLOWERS BLOOM MID SPRING, LEAF WHORLS FORM AT END OF STEMS, POPULAR COVERAGE. **ZONE: 3-9**

**-PAEONIA (PEONY) : 3HX3W**, GROWS IN FULL SUN TO PART SHADE, LARGE ROSE SHAPED FLOWERS BLOOM LATE SPRING-EARLY SUMMER, BEST GROWTH WHEN EARLY GROWING SEASON IS MOIST, DEER AND RABBIT RESISTANT, EXCELLENT CUT FLOWERS. **ZONE: 3-8**

**-PAPAVER (ORIENTAL POPPY) : 2.5HX2W**, FULL SUN, LIGHT PINK OR BRIGHT ORANGE FLOWERS HAVE BLACK EYES, FLOWERS BLOOM EARLY TO MID SUMMER, DEER AND RABBIT RESISTANT, FOLIAGE BECOMES DORMANT BY LATE SUMMER. **ZONE: 3-9**

**-PENSTEMON (BEARDTONGUE) : 2HX1.5W, (N)** FULL SUN, PURPLE FLOWERS BLOOM ON DEEP GREEN FOLIAGE THROUGHOUT THE SUMMER, DROUGHT TOLERANT. **ZONE: 4-9**

**PRICES STARTING AT\*:**

#1	#2
\$14.99	\$18.50

**\*NOT ALL SPECIES OR VARIETIES ARE PRICED THE SAME. PRICES ARE AS MARKED**

**-PEROVSKIA (RUSSIAN SAGE) : 4HX3W**, FULL SUN, LAVENDER BLUE OR VIOLET PURPLE FLOWERS BLOOM ON STIFF STEMS FROM MID SUMMER TO MID FALL, DROUGHT TOLERANT. **ZONE: 4-9**

**-PHLOX PANICULATA (GARDEN PHLOX) : 2HX2W**, FULL SUN, SHADES OF PINK, PURPLE, RED, BLUE OR WHITE FLOWERS BLOOM EARLY SUMMER TO EARLY FALL, MAY HAVE A SECOND BLOOM IN FALL, "VARIES FROM VARIETY TO VARIETY", GREAT POLLINATOR ATTRACTION. **ZONE: 4-8**

**-PHLOX SUBULATA (CREEPING PHLOX) : 0.5HX2W**, FULL SUN, NATURALLY SPREADS HORIZONTALLY CREATING A BLANKET ALONG THE GROUND. PERFECT FOR ROCK GARDENS, DIFFICULT EDGES, FLOWER BOARDERS. SMALL STAR-SHAPED FLOWERS BLOOM MID-SPRING COVERING MUCH OF THE GREEN FOLIAGE. DEER AND SALT TOLERANT. **ZONE: 3-9**

**-PLATYCODON (BALLOON FLOWER) : 2HX1W**, FULL SUN TO PART SHADE, PURPLE-BLUE FLOWERS BLOOM THROUGH SUMMER, EXTENDED BLOOM PERIOD BY CLIPPING SPENT FLOWER HEADS, STEMS MAY BE STAKED FOR EXTRA SUPPORT AND TO HELP IT GROW TALLER THAN LISTED. **ZONE: 3-9**

**-POLEMONIUM (JACOB'S LADDER) : 2HX2W**, FULL SUN TO PART SHADE, BLUE FLOWERS BLOOM MID SPRING TO EARLY SUMMER, REQUIRES WELL DRAINED SOIL THAT DO NOT DRY OUT. **ZONE: 3-9**

**-POLYGONATUM (SOLOMON'S SEAL) : 3HX1W**, (DWARF VARIETY 1HX1W), PARTIAL SHADE TO FULL SHADE, GREENISH WHITE BELL SHAPED FLOWERS BLOOM MID SPRING ON SLIGHTLY ARCHING STEMS, BLUE-BLACK BERRIES FOLLOW FLOWERS IN FALL. **ZONE: 3-9**

**-RUDBECKIA (BLACK-EYED SUSAN) : 3HX2W, (N)** FULL SUN, YELLOW FLOWERS WITH BLACK EYES BLOOM EARLY SUMMER - EARLY FALL, FLOWERS ARE STARBURST SHAPED, TOLERATES MODERATE DROUGHT, CLIPPING SPENT FLOWER HEADS PROMOTES ADDITIONAL BLOOMS. **ZONE: 4-9**

**-SALVIA (SAGE) : 2HX1.5W**, FULL SUN, DEEP BLUE-PINK FLOWERS BLOOM LATE SPRING EARLY SUMMER, DEADHEAD SPENT FLOWERS TO PROMOTE FURTHER BLOOM, DROUGHT TOLERANT. **ZONE: 4-10**

**-SEDUM (STONECROP):**GROWS IN FULL SUN, THIS SPECIES ARE SUCCULENTS MEANING THEY STORE WATER ALLOWING THE PLANT TO SURVIVE IN POOR SOILS AND THROUGH DROUGHT CONDITIONS. FLOWERS BLOOM LATE SUMMER TO EARLY FALL, FOLIAGE FORMS A MAT OVER THE GROUND.

**-TIARELLA (FOAMY FLOWER) : 1HX2W**, GROWS IN PART TO FULL SHADE, WHITE OR PINK FLOWERS BLOOM LATE SPRING, COUSINS TO CORAL-BELLS (LOOK VERY SIMILAR), DEER AND RABBIT RESISTANT. **ZONE: 3-8**

**-VERONICA (SPEEDWELL) : 1HX.75W**, GROWS IN FULL SUN, DEEP BLUE-PURPLE FLOWER SPIKES BLOOM THROUGH THE SUMMER, RABBIT AND DEER TOLERANT. **ZONE: 3-8**

**-VINCA (PERIWINKLE) : 1.5HX2W**, FULL SUN TO PART SHADE, SHADES OF PURPLE-BLUE FLOWERS BLOOM LATE SPRING TO EARLY SUMMER, ATTRACTIVE CREEPING GROUND COVER. **ZONE: 4-9**

**-WISTERIA (AMERICAN WISTERIS VINE) : 30HX8W**, GROWS IN FULL SUN, LILAC PURPLE FLOWERS BLOOM MID TO LATE SPRING, REACHES FULL HEIGHT BY CLIMBING A STRUCTURE. **ZONE: 3-9**

**PRICES STARTING AT\*:**

#1	#2
\$14.99	\$18.50

**\*NOT ALL SPECIES OR VARIETIES ARE PRICED THE SAME. PRICES ARE AS MARKED**

# ORNAMENTAL GRASSES

WE CARRY MANY VARIETIES OF ORNAMENTAL GRASSES AND CONTINUALLY REPLENISH OUR INVENTORY THROUGHOUT THE SEASON. THE FOLLOWING SPECIES ARE ONES WE TYPICALLY STOCK. EACH OF THESE SPECIES HAVE MULTIPLE VARIETIES AVAILABLE. IF WE DON'T ALREADY HAVE A SPECIFIC VARIETY YOU ARE LOOKING FOR, WE MAY BE ABLE TO ORDER IT FOR YOU.

- ANDROPOGON (BLUESTEM) : 6HX3W, (N)** FULL SUN, TOLERANT TO A WIDE RANGE OF SOIL CONDITIONS. GREY BLUE LEAVES EMERGE IN SPRING AND MATURE TO GREEN WITH REDDISH BRONZE TONES BY FALL, PRODUCE PURPLE FLOWER CLUSTERS IN LATE SUMMER. GREAT FOR EROSION CONTROL. **ZONE: 4-9**
- CALAMAGROSTIS (FEATHER REED GRASS) : 5HX2W,** FULL SUN, GROWS WELL IN MEDIUM TO WET SOILS AND DENSE CLAY, UPRIGHT FLOWERING STALKS BLOOM PINKISH-PURPLE THROUGHOUT THE GROWING SEASON
- CAREX (SEDGE) : 1HX2W,** PART SHADE, SMALL BROWN FLOWERS APPEAR IN SPRING, GROW WELL IN MOIST SOILS, TOLERATE DRY SPELLS, DEER TOLERANT. **ZONE: 3-9**
- FESTUCA (BLUE FESCUE) : 1HX.5W,** FULL SUN, LIGHT BROWN WITH GREEN AND PURPLE FLOWER STALKS EMERGE EARLY SUMMER, KNOWN FOR ITS EVERGREEN BLUE-GREEN FOLIAGE. **ZONE: 4-8**
- HAKONECHLOA (JAPANESE FOREST GRASS) : 1.5HX1.5W,** PART SHADE, YELLOW-GREEN BLOOM MID SUMMER, BRIGHT YELLOW GREEN FOLIAGE FORM DENSE CASCADING MOUNDS. **ZONE: 5-9**
- HELICTOTRICHON (BLUE OAT GRASS) : 3HX2.5W,** FULL SUN, BLUE-BROWN FLOWERS BLOOM EARLY SUMMER MATURE TO A GOLDEN COLOR, BEST BLUE FOLIAGE COLOR OCCURS IN DRY SOIL. **ZONE: 3-8**
- LEYMUS (BOTTLEBRUSH GRASS) : 3HX1.5W,** FULL SUN UPRIGHT TUFTS WITH GREENISH-BROWN BRISTLY FLOWERS, MOST COMMON FEATURED ORNAMENTAL GRASS. **ZONE: 4-10**
- MISCANTHUS (EULALIA/MAIDEN GRASS) :** FULL SUN TO PART SHADE, PREFERS MOIST SOIL, TOLERATES DROUGHT, FOUNTAIN APPEARANCE, BLOOM LATE SUMMER INTO EARLY WINTER, PROVIDES GOOD WINTER INTEREST. **ZONE: 5-9**
- PANICUM (SWITCH GRASS) : 5HX3W, (N)** FULL SUN TO PART SHADE, TOLERATES DRY AND WET SOILS, REDDISH-PINK FLOWERS BLOOM MID SUMMER AND LAST INTO WINTER, FOLIAGE MADE UP OF GREEN AND RED THAT FADE TO A YELLOW TAN IN WINTER. **ZONE: 4-9**
- PENNISETUM (FOUNTAIN GRASS) : 2HX2W,** FULL SUN TO PARTIAL SHADE, PREFERS MOIST SOILS, DROUGHT TOLERANT, SILVERY WHITE-PINK FLOWERS BLOOM LATE SUMMER EARLY FALL, FLOWERS SPIKE OUT OF FOLIAGE LIKE THE SPRAY OF A FOUNTAIN. **ZONE: 5-9**
- SCHIZACHYRIUM (LITTLE BLUESTEM) : 4HX2W, (N)** FULL SUN, PREFERS DRIER SOILS, PURPLE BRONZE FLOWERS BLOOM LATE SUMMER THROUGH EARLY WINTER, WIDE BLUE GREEN LEAVES WITH RED TINTED TIPS. **ZONE: 4-10**
- SORGHASTRUM (INDIAN GRASS) : 5HX2W,** FULL SUN, TOLERANT OF A WIDE RANGE OF SOIL CONDITIONS, LIGHT BROWN AND YELLOW FLOWERS BLOOM FALL INTO EARLY WINTER, BLUE GREEN FOLIAGE TURNS HINTS OF YELLOW-ORANGE IN FALL WHICH REMAINS THROUGH WINTER. **ZONE: 2-9**

PRICES STARTING AT\*:

#1	#2	#3
\$18.50	\$26.75	\$31.25

\*NOT ALL VARIETIES ARE PRICED THE SAME, PRICES ARE AS MARKED.

# HARDGOODS

## 2026 PRICING

### BULK MATERIALS

MULCH (PER YARD):		DECORATIVE STONE (PER YARD):	
SINGLE GROUND PINE	\$36	GREY ROUNDSTONE (PEA, #1, #2, #3-4)	\$63
DOUBLE GROUND HARDWOOD	\$39	PINK ROUNDSTONE (PEA, #1, #2, #3-4)	\$67
BLACK DIAMOND HARDWOOD	\$39	OVERSIZED ROUNDSTONE	\$100
BLACK DIAMOND PINE	\$42	ST LAWRENCE RIVER GRANITE (#1-2, #2-3)	\$109
SADDLEBROWN HARDWOOD	\$39	MAGENTA	\$169
SADDLEBROWN PINE	\$42	BRICK CHIPS	\$199
CERTIFIED PLAYGROUND	\$55		
UTILITY STONE (PER YARD):		SOILS & SANDS (PER YARD):	
WASHED CRUSH (1A, #1, #2)	\$60	SCREENED TOPSOIL	\$44
DRIVEWAY MIX (#1 -> STONEDUST)	\$60	SCREENED COMPOST	\$44
RUNNER CRUSH (#2 -> STONEDUST)	\$48	BRICK SAND (PAVER SETTING BED)	\$60
STONEDUST	\$55	MASON SAND (FINE PARTICLE)	\$60

\*PRODUCTS ARE SUBJECT TO AVAILABILITY. WHILE WE STRIVE TO KEEP ALL BULK MATERIALS IN STOCK, SEASONAL DEMANDS AND SUPPLY CAN AFFECT AVAILABILITY ON THESE ITEMS. WE RESERVE THE RIGHT TO CHANGE PRICES WITHOUT NOTICE.

### BAGGED PRODUCTS

#### - MULCH

- CEDAR
- DECO PINE NUGGETS
- PINE BARK MINI-NUGGETS
- PINE BARK NUGGETS

- PREMIUM HARDWOOD
- BLACK DIAMOND
- RED OCHRE
- SADDLEBROWN

#### - SOILS

- COMPOST
- HUMUS
- MANURE

- PLANTING MIX
- POTTING SOIL
- PEAT MOSS
- TOPSOIL (40LBS)

#### - PLANT HEALTH

- FERTILIZERS
- FUNGICIDES
- INSECTICIDES
- REPELLENTS (DEER, RABBIT, MOLE)

### LANDSCAPE MATERIALS

- BALE OF STRAW	\$7.99	- SOD/FABRIC STAPLES	\$0.10EA
- BURPLAP (4' OR 6' ROLL)	\$4.50/YD	- TREE GUARDS	
- COCOA LINER	\$6.00/FT	- 3 FOOT	\$8.99
- PLASTIC EDGING (4"X20')	\$19.99/ROLL	- 4 FOOT	\$9.99
- SOD (2' X 5')	\$6.00/ROLL	- LANDSCAPE FABRIC	
		- 3'X50'	\$19.90
		- 3'X100'	\$38.50
		- 4'X300'	\$139-
		- 6'X300'	\$169-

# BOULDERS

SIZE	GREY ROUND	PINK ROUND	SANDSTONE	LIMESTONE
<12"	\$3.00	\$6.00	\$6.00	-
12"	\$6.00	\$12.00	\$12.00	-
18"	\$30.00	\$32.00	\$36.00	-
2'	\$50.00	\$60.00	\$100.00	\$50.00
2.5-3'	\$150.00	\$200.00	\$250.00	\$100.00
3.5'-4'	\$200.00	\$250.00	\$300.00	\$150.00
4.5-5'	\$250.00	\$300.00	\$400.00	\$200.00
5'	\$300.00	\$350.00	\$450.00	\$250.00

-PRICES FOR STONES 18" AND LESS ARE "YOU-PICK". IF A MACHINE, OR ASSISTANCE IS REQUIRED TO LOAD, PRICING STARTS AT THE 2' SIZE.

-DELIVERY IS AN ADDITIONAL COST, DEPENDENT ON SIZE, QUANTITY, AND PLACEMENT/DROP-OFF REQUIREMENTS.

## MULCH, STONE & TOPSOIL CALCULATIONS

APPROXIMATE CUBIC YARDS NEEDED TO COVER SPECIFIC SQUARE FOOTAGE AT SPECIFIC DEPTH. REMEMBER, WHEN UTILIZING CHART FOR TOPSOIL, ADD APPROXIMATELY 30% FOR COMPACTION/SETTLING.

	1"	2"	3"	4"	5"	6"	7"	8"	9"	10"
100	0.50	0.75	1.00	1.25	1.5	2.00	2.25	2.5	2.75	3.00
150	0.50	1.00	1.5	2.00	2.5	2.75	3.25	3.75	4.25	4.75
200	0.75	1.25	2.00	2.50	3.00	3.75	4.50	5.00	5.50	6.25
250	0.75	1.50	2.50	3.00	4.00	4.75	5.50	6.25	7.00	7.75
300	1.00	2.00	2.75	3.75	4.75	5.50	6.50	7.50	8.50	9.25
350	1.00	2.25	3.25	4.50	5.50	6.50	7.75	8.75	9.75	11.0
400	1.25	2.50	3.75	5.00	6.25	7.50	8.75	10.0	11.25	12.5
450	1.50	3.00	4.25	5.75	7.00	8.50	9.75	11.25	12.5	14.0
500	1.50	3.00	4.75	6.25	7.75	9.25	10.75	12.50	14.0	15.5
600	2.00	3.75	5.75	7.50	9.25	11.75	13.0	15.0	16.75	18.5
700	2.25	4.50	6.50	8.75	11.0	13.0	15.25	17.25	19.5	21.75
800	2.50	5.00	7.50	10.0	12.5	15.0	17.5	20.0	22.2	24.75
900	3.00	5.75	8.50	11.25	14.0	16.75	19.5	22.25	25.0	28.0
1000	3.25	6.25	9.50	12.5	15.5	18.5	21.75	24.75	28.0	31.0

### WEIGHTS & MEASURES

- 1 CUBIC YARD OF MATERIAL WILL COVER APPROXIMATELY 100SF. AT 2-3" DEEP
- SOIL PRODUCTS WILL SETTLE 20-30% AFTER INSTALLATION
- MECHANICAL COMPACTION WILL REDUCE RUNNER CRUSH DEPTH BY 20-30%
- 27 CUBIC FEET PER CUBIC YARD
- AVERAGE WHEELBARROW HOLDS 6 CUBIC FEET
- 1 CUBIC YARD OF MULCH WEIGHS APPROXIMATELY 600-800LBS
- 1 CUBIC YARD OF STONE, SAND OR SOIL WEIGHS APPROXIMATELY 2,500LBS(1.25 TONS)

# PLANT LISTS

## DEER RESISTANT TREES & SHRUBS

ACER RUBRUM (RED MAPLE)  
AMELANCHIER (SERVICEBERRY)  
ARONIA (CHOKEBERRY)  
BETULA (BIRCH)  
BUDDLEIA (BUTTERFLY BUSH)  
BUXUS (BOXWOOD)  
CARAGANA (PEA TREE)  
CARYOPTERIS (BLUE BEARD)  
CHAMAECYPARIS (FALSE CYPRESS)  
CLETHRA (SUMMERSWEET)  
CORNUS (FLOWERING DOGWOOD)  
COTONEASTER (COTONEASTER)  
COTINUS COGGYRIA (SMOKEBUSH)  
CRATAEGUS (HAWTHORN)  
DAPHNE (DAPHNE)  
DEUTZIA (DEUTZIA)  
FAGUS SYLVATICA (BEECH)  
FORSYTHIA (FORSYTHIA)  
HAMAMELIS (WITCH HAZEL)  
HIBISCUS SYRIACUS (ROSE OF SHARON)

HYPERICUM (ST. JOHN'S WORT)  
ILEX GLABRA (INK BERRY HOLLY)  
ITEA VIRGINICA (SWEETSPIRE)  
JUNIPERUS (JUNIPER)  
LONICERA (HONEYSUCKLE)  
LIGUSTRUM (PRIVET)  
MICROBIOTA DECUSSATA (SIBERIAN CYPRESS)  
PHILADELPHUS (MOCKORANGE)  
PICEA (SPRUCE)  
PIERIS JAPONICA (ANDROMEDA)  
PINUS NIGRA (AUSTRIAN PINE)  
PINUS SYLVESTRIS (SCOTCH PINE)  
POTENTILLA (POTENTILLA)  
RHUS AROMATICA (SUMAC)  
SAMBUCUS NIGRA (ELDERBERRY)  
SPIRAEA (SPIREA)  
SYRINGA (LILAC)  
VIBURNUM (VIBURNUM)  
WEIGELA (WEIGELA)  
YUCCA (YUCCA)

## DEER RESISTANT PERENNIALS AND GRASSES

ACHILLEA (YARROW)  
AJUGA (BUGLEWEED)  
AMSONIA (BLUESTAR)  
ANDROPOGON (BIG BLUESTEM)  
ANEMONE (WINDFLOWER)  
AQUILEGIA (COLUMBINE)  
ARTEMISIA (WORMWOOD)  
ASTILBE (FALSE SPIREA)  
BAPTISIA (FALSE INDIGO)  
BRUNNERA (BUGLOSS)  
CAREX (SEDE GRASS)  
CHELONE (TURTLEHEAD)  
CLEMATIS (CLEMATIS)  
COREOPSIS (TICKSEED)  
DELPHINIUM (LARKSPUR)  
DIANTHUS (PINKS)  
DICENTRA (BLEEDING HEART)  
DIGITALIS (FOXGLOVE)  
ECHINACEA (CONEFLOWER)  
FESTUCA (FESCUE)  
GERANIUM (CRANESBILL)  
HAKONECHLOA (JAPANESE FOREST GRASS)  
HEUCHERA (CORAL BELLS)  
HEUCHERELLA (FOAMY BELLS)  
HELENIUM (SNEEZEWEED)  
HELICOTRICHON (BLUE OAT GRASS)

HIBISCUS (HIBISCUS)  
IBERIS (CANDYTUFT)  
IRIS (IRIS)  
LAMIAM (DEAD-NETTLE)  
LAVANDULA (LAVENDER)  
LEUCANTHEMUM (SHASTA DAISY)  
LIRIOPE (LILY TURF)  
LOBELIA (CARDINAL FLOWER)  
MONARDA (BEE BALM)  
NEPETA (CATMINT)  
PACHYSANDRA (SPURGE)  
PAEONIA (PEONY)  
PAPAVER (POPPY)  
PENSTEMON (BEARDTONGUE)  
PEROVSKIA (RUSSIAN SAGE)  
PHLOX (PHLOX)  
POLEMONIUM (JACOB'S LADDER)  
RUDBECKIA (BLACK-EYED SUSAN)  
SALVIA (SAGE)  
SCHIZACHYRIUM (LITTLE BLUE STEM)  
SEDUM (SEDUM)  
TIARELLA (FOAMFLOWER)  
VERONICA (SPEEDWELL)  
VINCA (PERRIWINKLE)  
WISTERIA (WISTERIA)

## FALL DIG HAZARDS

CERTAIN TREES HAVE A HIGH RISK OF FAILURE WHEN DUG IN THE FALL. ASPINALL'S TREE NURSERY ADVISES AGAINST FALL DIGGING OF THESE TREES;

BETULA (BIRCH)  
CARPINUS (HORNBEAM)  
CELTIS (HACKBERRY)  
CERCIDIPHYLLUM (KATSURA)  
CORNUS (FLOWERING DOGWOOD)  
CRATAEGUS (HAWTHORN)  
FAGUS (BEECH)  
LIQUIDAMBAR (SWEETGUM)  
LIRIODENDRON (TULIPTREE)  
MAGNOLIA (MAGNOLIA)

MALUS (CRABAPPLE)  
PLATANUS (PLANETREE)  
PRUNUS ALL STONE FRUITS (CHERRY, PLUM)  
QUERCUS (OAK)  
SALIX WEeping VARIETIES (WILLOW)  
SORBUS (MOUNTAIN ASH)  
TILIA TOMENTOSA (LINDEN)  
ULMUS (ELM)  
ZELKOVA (JAPANESE ELM)

## MOIST TO WET SOIL TOLERANT TREES AND SHRUBS

### SHRUBS

ARONIA (CHOKEBERRY)  
CEPHALANTHUS (BUTTONBUSH)  
CLETHRA (SUMMERSWEET)  
CORNUS (DOGWOOD)  
HAMAMELIS (WITCH HAZEL)  
HYPERICUM (ST. JOHN'S WORT)  
ILEX GLABRA (INKBERRY)  
ILEX VERTICILLATA (WINTERBERRY)  
ITEA (SWEETSPIRE)  
MAGNOLIA VIRGINIANA (SWEETBAY MAGNOLIA)  
SALIX (WILLOW)  
SAMBUCUS CANADENSIS (ELDERBERRY)  
VACCINIUM CORYMBOSUM (BLUEBERRY)  
VIBURNUM DENTATUM (VIBURNUM)  
VIBURNUM TRILOBUM (VIBURNUM)

### TREES

ACER RUBRUM (RED MAPLE)  
AESCULUS GLABRA (OHIO BUCKEYE)  
AMELANCIER (SERVICEBERRY)  
BETULA NIGRA (RIVER BIRCH)  
CARPINUS CAROLINIANA (HORNBEAM)  
GLEDITSIA (HONEYLOCUST)  
GYMNOCLADUS (KENTUCKY COFFEETREE)  
LARIX (TAMARACK)  
LIRIODENDRON (TULIPTREE)  
METASEQUOIA (DAWN REDWOOD)  
QUERCUS BICOLOR (SWAMP WHITE OAK)  
QUERCUS PALUSTRIS (PIN OAK)  
SALIX (WILLOW)  
TAXODIUM DISTICHUM (BALD CYPRESS)  
ULMUS AMERICANA (AMERICAN ELM)

## MOIST TO WET SOIL TOLERANT PERENNIALS AND GRASSES

AJUGA (BUGLEWEED)  
ASTILBE (FALSE SPIREA)  
ATHYRIUM (LADY FERN)  
CAREX (SEDGE GRASS)  
HAKONECHLOA (JAPANESE FOREST GRASS)  
HEMEROCALLIS (DAYLILY)  
HIBISCUS (HIBISCUS)

HOSTA (PLANTAIN LILY)  
IRIS (IRIS)  
LOBELIA (CARDINAL FLOWER)  
MATTEUCCIA (OSTRICH FERN)  
MISCANTHUS (MAIDEN GRASS)  
OSMUNDA (ROYAL FERN)

## SHADE TO PART SHADE TOLERANT TREES AND SHRUBS

### SHRUBS

ARONIA (CHOKEBERRY)  
CLETHRA ALNIFOLIA (SUMMERSWEET)  
CORNUS RACEMOSA (GRAY DOGWOOD)  
CORNUS SERICEA (RED-TWIG DOGWOOD)  
HAMAMELIS QUERCIFOLIA (WITCH HAZEL)  
HYDRANGEA (HYDRANGEA)  
ILEX × MESERVEAE (BLUE HOLLY)  
ITEA VIRGINICA (SWEETSPIRE)  
LIGUSTRYM (PRIVET)  
LONICERA (HONEYSUCKLE)  
PIERIS (ANDROMEDA)  
RHODODENDRON (RHODODENDRON)  
TAXUS (YEW)  
THUJA OCCIDENTALIS (ARBORVITAE)  
VIBURNUM (VIBURNUM)

### TREES

ACER CAMPESTRE (HEDGE MAPLE)  
ACER P. VAR. DISSECTUM (JAPANESE MAPLE)  
AMELANCIER (SERVICEBERRY)  
CERCIS CANADENSIS (RED BUD)  
CORNUS (FLOWERING DOGWOOD)  
OSTRYA VIRGINIANA (HOPHORNBEAM)  
PICEA ABIES (NORWAY SPRUCE)  
TSUGA (HEMLOCK)

## SHADE TO PART SHADE TOLERANT PERENNIALS

AJUGA (BUGLEWEED)	HEUCHERA (CORAL BELLS)
AMSONIA (BLUESTAR)	HOSTA (PLANTAIN LILY)
ANEMONE (WINDFLOWER)	LAMIUM (DEAD-NETTLE)
AQUILEGIA (COLUMBINE)	LIRIOPE (LILY TURF)
ASTILBE (FALSE SPIREA)	LOBELIA (CARDINAL FLOWER)
ATHYRIUM (LADY FERN)	MATTEUCCIA (OSTRICH FERN)
BRUNNERA (BUGLOSS)	MONARDA (BEE BALM)
CAMPANULA (BELLFLOWER)	OSMUNDA (ROYAL FERN)
CAREX (SEDGE GRASS)	PACHYSANDRA (SPURGE)
CHELONE (TURTLEHEAD)	PHLOX DIVARICATA (MOSS PHLOX)
CIMICIFUGA (BUGBANE, SNAKEROOT)	PLATYCODON (BALLOON FLOWER)
CLEMATIS (CLEMATIS)	POLEMONIUM (JACOB'S LADDER)
DICENTRA (BLEEDING HEART)	POLYGONATUM (SOLOMON'S SEAL)
DIGITALIS (FOXGLOVE)	THELYPTERIS (MAIDEN FERN)
DRYOPERTIS (WOOD FERN)	TIARELLA (FOAMFLOWER)
GALIUM (SWEET WOODRUFF)	VINCA (MYRTLE)
HELLOBORUS (LENTEN ROSE)	

## SOIL SALT TOLERANT TREES AND SHRUBS

\* DENOTES TOLERANCE OF BOTH SALT IN SOIL AND AERIAL SALT

### SHRUBS

ARONIA ARBUTIFOLIA (CHOKEBERRY)\*  
CLETHRA ALNIFOLIA (SUMMERSWEET)\*  
COTONEASTER (COTONEASTER)  
EUONYMUS FORTUNEI (WINTERCREEPER)  
ILEX VERTICILLATA (WINTERBERRY)  
MAGNOLIA VIRGINIANA (SWEETBAY MAGNOLIA)  
PHYSOCARPUS OPULIFOLIUS (NINEBARK)\*  
POTENTILLA FRUTICOSA (POTENTILLA)\*  
RHUS (SUMAC)\*  
ROSA RUGOSA (RUGOSA ROSE)\*  
SAMBUCUS CANADENSIS (ELDERBERRY)  
SPIRAEA X 'VANHOUTTEI' (BRIDAL WREATH SPIREA)\*  
YUCCA FILAMENTOSA (YUCCA)  
VIBURNUM DENTATUM (VIBURNUM)\*

### TREES

AESCULUS HIPPOCASTANUM (HORSE CHESTNUT)\*  
CARAGANA ARBORESCENS (WEEPING PEA TREE)\*  
CATALPA VARIETIES (CATALPA TREE)\*  
CELTIS OCCIDENTALIS (HACKBERRY)  
GINKGO BILOBA (MAIDENHAIR TREE)\*  
GLEDITSIA TRIACANTHOS (HONEYLOCUST)\*  
GYMNOCLADUS DIOICUS (KENTUCKY COFFEETREE)\*  
JUNIPERUS VIRGINIANA (EASTERN RED CEDAR)\*  
LIQUIDAMBAR STYRACIFLUA (SWEETGUM)\*  
PLATANUS ACERIFOLIA (LONDON PLANETREE)  
PYRUS CALLERYANA (ORNAMENTAL PEAR)\*  
QUERCUS ALBA (WHITE OAK)  
QUERCUS BICOLOR (SWAMP WHITE OAK)  
QUERCUS MACROCARPA (BUR OAK)\*  
QUERCUS RUBRA (RED OAK)  
SYRINGA RETICULATA (JAPANESE TREE LILAC)\*  
TAXODIUM DISTICHUM (BALD CYPRESS)

## SOIL SALT TOLERANT PERENNIALS AND GRASSES

DIANTHUS (PINKS)  
HEMEROCALIS (DAYLILY)  
CALAMAGROSTIS 'KARL FOERSTER' (FEATHER REED GRASS)  
LIRIOPE SPICATA (LILY TURF)  
MISCANTHUS SINENSIS (MAIDEN GRASS)  
PANICUM VIRGATUM (SWITCH GRASS)  
SCHIZACHYRIUM SCOPARIUM (LITTLE BLUESTEM)

## AERIAL SALT TOLERANT TREES AND SHRUBS

\* DENOTES TOLERANCE OF BOTH SALT IN SOIL AND AERIAL SALT

### SHRUBS

ARONIA ARBUTIFOLIA (CHOKEBERRY)\*  
CLETHRA ALNIFOLIA (SUMMERSWEET)\*  
CORNUS ALBA (TATARIAN DOGWOOD)  
CORNUS SERICEA (RED TWIG DOGWOOD)  
COTONEASTER HORIZONTALIS (COTONEASTER)  
EUONYMUS ALATUS (BURNING BUSH)  
HAMAMELIS VARIETIES (WITCH HAZEL)  
HIBISCUS SYRIACUS (ROSE OF SHARON)  
HYDRANGEA VARIETIES (HYDRANGEA)  
ILEX GLABRA (INKBERRY)  
ILEX VERTICILLATA (WINTERBERRY)  
JUNIPERUS HORIZONTALIS (JUNIPER)  
LONICERA VARIETIES (HONEYSUCKLE)  
MAGNOLIA VARIETIES (MAGNOLIA)  
PHILADELPHUS VARIETIES (MOCKORANGE)  
PHYSOCARPUS OPULIFOLIUS (NINEBARK)\*  
POTENTILLA FRUITICOSA (POTENTILLA)\*  
ROSA RUGOSA (RUGOSA ROSE)\*  
RHUS VARIETIES (SUMAC)\*  
SPIRAEA SPP. (SPIREA)\*  
VACCINIUM CORYMBOSUM (BLUEBERRY)  
VIBURNUM DENTATUM (ARROWWOOD VIBURNUM)\*

### TREES

ACER PLATANOIDES (NORWAY MAPLE)  
AESCLUSUS (OHIO BUCKEYE, HORSE CHESTNUT)  
AMELANCHIER VARIETIES (SERVICEBERRY)  
CARAGANA ARBORESCENS (WEeping PEA)  
CATALPA VARIETIES (CATALPA)\*  
CRATAEGUS VARIETIES (HAWTHORN)  
GINKGO BILOBA (MAIDENHAIR TREE)\*  
GLEDITSIA TRIACANTHOS (HONEYLOCUST)\*  
GYMNOCLADUS (KENTUCKY COFFEETREE)\*  
JUNIPERUS VIRGINIANA (EASTERN RED CEDAR)\*  
LARIX LARICINA (TAMARACK)  
LIQUIDAMBER STYRACIFLUA (SWEETGUM)  
PINUS NIGRA (AUSTRIAN PINE)  
PICEA PUNGENS (BLUE SPRUCE)  
PYRUS CALLERYANA (ORNAMENTAL PEAR)\*  
QUERCUS MACROCARPA (BUR OAK)  
QUERCUS MUEHLENBERGII (CHINKAPIN OAK)  
QUERCUS ROBUR (ENGLISH OAK)  
SYRINGA RETICULATA (JAPANESE TREE LILAC)\*  
TAXODIUM DISTICHUM (BALD CYPRESS)\*

## BLACK WALNUT TOLERANT TREES

ACER PALMATUM (JAPANESE MAPLE)  
ACER RUBRUM (RED MAPLE)  
ACER SACCHARUM (SUGAR MAPLE)  
AESCLUSUS GLABRA (OHIO BUCKEYE)  
AMELANCHIER SPP. (SERVICEBERRY)  
BETULA NIGRA (RIVER BIRCH)  
CARPINUS CAROLINIANA (HORNBEAM)  
CERCIS CANADENSIS (EASTERN REDBUD)  
CHIOANTHUS SPP. (FRINGETREE)  
CORNUS FLORIDA (FLOWERING DOGWOOD)  
CRATAEGUS SPP. (HAWTHORN)  
FAGUS GRANDIFOLIA (AMERICAN BEECH)  
GLEDITSIA TRIACANTHOS (HONEYLOCUST)  
HAMAMELIS SPP. (WITCH HAZEL)  
JUNIPERUS (UPRIGHT JUNIPER)  
LIRIODENDRON TULIPIFERA (TULIP TREE)  
PLATANUS OCCIDENTALIS (PLANETREE)  
QUERCUS ALBA (WHITE OAK)  
QUERCUS COCCINEA (SCARLET OAK)  
QUERCUS RUBRA (RED OAK)  
SALIX SPP. (WILLOW)  
THUJA SPP. (ARBORVITAE)  
TSUGA CANADENSIS (CANADIAN HEMLOCK)  
ULMUS AMERICANA (AMERICAN ELM)

## BLACK WALNUT TOLERANT SHRUBS

CHIONANTHUS (FRINGETREE)  
CORNUS ALTERNIFOLIA (PAGODA DOGWOOD)  
FORSYTHIA SPP. (FORSYTHIA)  
HIBISCUS SYRIACUS (ROSE OF SHARON)  
HYDRANGEA ARBI. (SMOOTH HYDRANGEA)  
HYPERICUM PROLIFICUM (ST. JOHNS WORT)  
JUNIPERUS SPP. (JUNIPER).  
PHILADELPHUS SPP. (MOCKORANGE)  
PHYSOCARPUS (NINEBARK)  
RHODODENDRON (RHODODENDRON)  
RHUS AROMATICA (SUMAC)  
ROSA SPP. (ROSE)  
RUBUS OCCIDENTALIS (BLACK RASPBERRY)  
SAMBUCUS SPP. (ELDERBERRY)  
VIBURNUM SPP. (VIBURNUM)  
YUCCA SPP. (YUCCA)

# TREE PRICE PER SIZE

\*PRICE VARIES DEPENDING ON VARIETY & SPECIES

\*NOT ALL VARIETIES ARE AVAILABLE IN EVERY SIZE

\*PLEASE CALL FOR CURRENT AVAILABILITY AND PRICING

\*PRICING IS SUBJECT TO CHANGE WITHOUT NOTICE

\*PRICE OF SPECIFIC VARIETIES ARE AS MARKED, THIS IS JUST A GENERAL GUIDE\*

Trunk Caliper	Price
1.5"	\$199
1.75"	\$249
2"	\$299
2.5"	\$349
3"	\$449
3.5"	\$549
4"	\$649
4.5"	\$749
5"	\$899
5.5"	\$1049
6"	\$1199
6.5"	\$1349
7"	\$1499
7.5"	\$1649
8"	\$1799
8.5"	\$1949
9"	\$2099
9.5"	\$2249
10"	\$2399
11"+	Increase \$300 per 1" caliper

## **PLANTING INSTRUCTIONS**

- ALWAYS CALL DIG SAFE NY TO MARK UTILITIES, PRIOR TO DIGGING
- ALWAYS LIFT/MOVE MATERIALS BY CONTAINER OR ROOT BALL, NOT BY STEM OR BRANCHES
  - NEVER DROP THE ROOT BALL OR CONTAINER
- DO NOT DISTURB OR BREAK APART THE ROOT BALL DURING PLANTING

1) DIG HOLE AT LEAST 6-9" WIDER THAN BALL OR CONTAINER ALL THE WAY AROUND, WIDER FOR HEAVIER CLAY SOILS.

2) THE BOTTOM OF THE BALL SHOULD REST ON UN-EXCAVATED SOIL, AND THE TOP OF THE BALL SHOULD SIT 2-3" ABOVE EXISTING GRADE, WITH ROOT FLARE EXPOSED. ACTUAL DEPTH OF HOLE IS DEPENDENT ON BALL/POT SIZE AND SOIL TYPE. EXCAVATE TO 2" LESS THAN HEIGHT OF ROOT BALL OR CONTAINER. TO MAKE A SLIGHTLY RAISED PLANTING.

3) FOR BALLED AND BURLAPPED TREES, LEAVE WIRE BASKET AND BURLAP INTACT. ONCE THE TREE IS IN THE HOLE, AND STAKED. REMOVE UPPER RING OF WIRE BASKET ALONG WITH ALL WIRE, ROPE, TWINE AND BURLAP FROM THE TOP OF THE BALL AND AROUND TRUNK.

- PLASTIC POTS SHOULD BE REMOVED FROM PLANTS BEFORE PLACING IN HOLE
- PEAT POTS SHOULD BE LEFT ON TREES AND SHRUBS FOR PLANTING. THE LIP OF THE POT CAN BE CUT OFF AFTER PLANTING.

4) BACKFILL HOLE WITH NATIVE SOILS, AMMENDING WITH UP TO 50% TREE AND SHRUB MIX, COMPOST, OR FRESH TOPSOIL, NOT POTTING SOIL. TAMP SOIL AROUND BALL WITH YOUR FOOT TO MINIMIZE EXCESSIVE AIR GAPS, SETTLING AND SHIFTING.

5) DO NOT COVER THE TOP OF THE BALL, OR CONTAINER, WITH SOIL. SOILS SHOULD COME UP TO EDGE AND TAPER AWAY BUT NOT COVER THE TOP.

6) APPLY A LAYER OF MULCH, APPROXIMATELY 2-3" THICK OVER THE TOP OF THE BALL AND SURROUNDING PLANTING AREA. KEEP MULCH 1-2" AWAY FROM THE TRUNK. AFTER PLANTING, WATER IN YOUR NEW PLANT WITH A DEEP, SATURATING WATER. THIS WILL HELP SETTLE REMAINING SOIL.

## **WATERING INSTRUCTIONS**

YOUR NEW PLANT WILL NEED WATERING FOR AT LEAST THE FIRST YEAR, OR TWO, AFTER PLANTING WHILE THE ROOT SYSTEM BECOMES ESTABLISHED. EVEN WITH RAIN, YOUR PLANT CAN DRY OUT.

DEEP, SATURATING WATERINGS ARE BETTER THAN QUICK, SHALLOW WATERINGS. WATER NEEDS TO PENETRATE THE SOIL AND REACH ALL ROOTS, NOT JUST THE SURFACE ROOTS DURING EACH WATERING. ACTUAL DURATION AND FREQUENCY OF EACH WATERING IS DEPENDENT ON PLANT SIZE AND CONDITIONS. HOT, DRY WEATHER WILL INCREASE WATERING NEEDS, WHILE COOL, DAMP CONDITIONS MAY LESSEN NEEDS.

TO CHECK WATERING NEEDS OF YOUR PLANT STICK YOUR FINGER 3" INTO THE SOIL ALONG THE DRIPLINE. IF THE SOIL FEELS DRY WATER IMMEDIATELY. IF THE SOIL FEELS DAMP DO NOT WATER. IF NEEDED, MOISTURE METERS CAN HELP YOU DETERMINE WATERING NEEDS.

WILTING, BROWNING AND/OR YELLOWING OF LEAVES ARE ALL INDICATORS THAT YOUR PLANT MAY NOT BE GETTING THE CORRECT AMOUNT OF WATER. THIS CAN BE AN INDICATOR OF EITHER TOO MUCH OR TOO LITTLE WATER.

WATER AT THE DRIP LINE OF YOUR PLANT. TRY TO AVOID OVERHEAD WATERING SYSTEMS OR WATERING THE FOLIAGE, ESPECIALLY DURING THE HOTTEST PARTS OF THE DAY. WATERING IS BEST DONE IN THE MORNING TO MINIMIZE FOLIAR BURN AND/OR DISEASE.

FALL AND END OF SEASON WATERINGS ARE IMPORTANT AS WELL. THESE HELP ENSURE THERE IS ENOUGH AVAILABLE MOISTURE IN THE GROUND FOR THE PLANT TO UTILIZE DURING THE SPRING THAWS WHICH CAN HELP TO MINIMIZE WINTER DESICATION.

## 2026 DELIVERY FEES

ZIP	CITY	RATE	ZIP	CITY	RATE
13021	AUBURN	\$230.00	13159	TULLY	\$200.00
13027	BALDWINSVILLE	\$185.00	13164	WARNERS - SYRACUSE	\$170.00
13029	BREWERTON	\$185.00	13202	SYRACUSE	\$110.00
13030	BRIDGEPORT	\$75.00	13203	SYRACUSE	\$110.00
13031	CAMILLUS - SYRACUSE	\$210.00	13204	SYRACUSE	\$110.00
13032	CANASTOTA	\$70.00	13205	SYRACUSE	\$110.00
13035	CAZENOVIA	\$75.00	13206	SYRACUSE	\$110.00
13036	CENTRAL SQUARE	\$210.00	13207	SYRACUSE	\$110.00
13037	CHITTENANGO	\$50.00	13208	SYRACUSE	\$110.00
13039	CICERO	\$110.00	13209	SYRACUSE - SOLVAY	\$150.00
13041	CLAY	\$110.00	13210	SYRACUSE	\$110.00
13042	CLEVELAND	\$220.00	13211	SYRACUSE - MATTYDALE	\$110.00
13052	DERUYTER	\$175.00	13212	NORTH SYRACUSE - SYR	\$110.00
13054	VERONA BEACH	\$175.00	13214	DEWITT - SYRACUSE	\$75.00
13057	EAST SYRACUSE	\$70.00	13215	SYRACUSE - ONONDAGA	\$185.00
13061	ERIEVILLE	\$150.00	13219	FAIRMOUNT/WESTVALE	\$150.00
13063	FABIUS	\$150.00	13224	SYRACUSE	\$110.00
13066	FAYETTEVILLE	\$55.00	13225	SYRACUSE	\$110.00
13077	HOMER	\$245.00	13244	SYRACUSE	\$110.00
13078	JAMESVILLE	\$75.00	13250	SYRACUSE	\$110.00
13082	KIRKVILLE	\$60.00	13251	SYRACUSE	\$110.00
13084	LA FAYETTE	\$185.00	13252	SYRACUSE	\$110.00
13088/9	LIVERPOOL	\$110.00	13290	SYRACUSE	\$110.00
13104	MANLIUS	\$65.00	13323	CLINTON	\$170.00
13108	MARCELLUS - SYRACUSE	\$185.00	13334	EATON	\$190.00
13116	MINOA	\$60.00	13346	HAMILTON	\$210.00
13120	NEDROW - SYRACUSE	\$110.00	13408	MORRISVILLE	\$150.00
13122	NEW WOODSTOCK	\$185.00	13421	ONEIDA	\$95.00
13126	OSWEGO	\$255.00	13461	SHERILL	\$150.00
13138	POMPEY	\$80.00	13476	VERNON	\$135.00
13152	SKANEATELES	\$220.00	13478	VERONA	\$150.00
13157	SYLVAN BEACH	\$185.00	13501/2	UTICA	\$220.00

**ALL DELIVERIES MUST BE PAID IN-FULL, PRIOR TO LOADING.  
DELIVERIES ARE SCHEDULED MONDAY - FRIDAY, WITH PRIOR DAY NOTICE  
DELIVERY PRICING IS SUBJECT TO CHANGE WITHOUT NOTICE**

### CAPACITY FOR STANDARD DELIVERY:

UP TO 15 YARDS OF MULCH

UP TO 8 YARDS OF TOPSOIL, STONE, OR SAND

**ADDITIONAL DELIVERY OPTIONS:** (RATES ARE NOT FIXED, AND WILL BE ADJUSTED ACCORDING TO MATERIAL, LABOR AND/OR EQUIPMENT REQUIRED FOR ACTUAL DELIVERY)

**SPLIT-BOX:** (MAX 2YDS OF STONE OR 4 YARDS OF MULCH PER SIDE, TO **ONE** (1) ADDRESS) +\$20

**TAILGATING:** (RUN PRODUCT OUT ALONG DRIVEWAY) +\$20

**10-WHEELER:** (UP TO 30 YARDS OF MULCH, OR 16 YARDS OF STONE) 2X BASE RATE

### PLANTING INSTALLATION COSTS:

PLANTING FEE IS EQUAL TO THE RETAIL PRICE OF EACH PLANT - PLUS -

PRORATED DELIVERY RATE (STANDARD RATE LESS THE LOCAL RATE OF \$50), PER ORDER